




2025-2026 CanAm



						
	7-Dec-25	4-Jan-26	1-Mar-26	29-Mar-26	12-Apr-26	3-May-26
Team Standings Overall	LCA	LSC	TWC	FSQ	DEL	OTV
TWC	550	TWC 1066	TWC 1593	TWC 2108	TWC 2597	
DEL	540 -10	DEL 1051 -15	DEL 1551 -42	DEL 2042 -66	DEL 2545 -52	
LSC	524 -26	LSC 1030 -36	LSC 1515 -78	LSC 2011 -97	LSC 2515 -82	
OTV	520 -30	FSQ 991 -75	FSQ 1493 -100	FSQ 1989 -119	FSQ 2471 -126	
FSQ	497 -53	OTV 985 -81	OTV 1418 -175	OTV 1890 -218	OTV 2347 -250	
LCA	495 -55	LCA 957 -109	LCA 1410 -183	LCA 1575 -533	LCA 1956 -641	
Team Standings by Shoot						
TWC	550	TWC 516	TWC 527	TWC 515	LSC 504	
DEL	540	DEL 511 -5	FSQ 502 -25	FSQ 496 -19	DEL 503 -1	
LSC	524	LSC 506 -10	DEL 500 -27	LSC 496 -19	TWC 489 -15	
OTV	520	FSQ 494 -22	LSC 485 -42	DEL 491 -24	FSQ 482 -22	
FSQ	497	OTV 465 -51	LCA 453 -74	OTV 472 -43	OTV 457 -47	
LCA	495	LCA 462 -54	OTV 433 -94	LCA 165 -350	LCA 381 -123	

League Entries 92

High Score	96	93	95	90	92
Shoot Entries	81	82	77	64	63
Overall Shooter Avg	80	74	75	76	75
Top 12 Shooter Avg	93	88	88	88	87

Individual Standings - Top 6

Bob Lukings	DEL	447
Todd Hayward	LSC	445
Mike Vecchio	TWC	442
Jake Lozon	LSC	440
Cody Dunlop	TWC	436
Tony Filice	LCA	433



Individual Standings Second - 6

John Emin	DEL	432
Bruce Harrison	DEL	427
Scott Wing	FSQ	424
Kirby Bowman	DEL	423
Paul Giles	TWC	422
Cody Wilson	OTV	421

Individual Standings - Ladies

Laurie Cook	OTV	376
Jamie Dunlop	TWC	309
Jennifer Hadley	TWC	210
Georgia Bowman	DEL	134
Ashley Davies	OTV	72



Individual Standings - Sub Gauge

Ryker McDonald	TWC	284
Max Debuck	TWC	131



Individual Standings - Junior

Ryker McDonald	TWC	284
Carson Lamonte	TWC	255
Max Debuck	TWC	131
Ashley Davies	OTV	72



Individual Standings - Veterans

Scott Wing	FSQ	424
David McDonald	DEL	405
Dale Leeson	LSC	397
Mike Oakley	FSQ	336
Bob Lozon	LSC	307



2025-2026 CanAm

Highest Shooting Average*

Bob Lukings	DEL	.894
Todd Hayward	LSC	.890
Mike Vecchio	TWC	.884
Jake Lozon	LSC	.880
Cody Dunlop	TWC	.872
Andrew Martin	LSC	.868
Tony Filice	LCA	.866
John Emin	DEL	.864
Ben Leyva	TWC	.857
Bruce Harrison	DEL	.854
Scott Wing	FSQ	.848
Kirby Bowman	DEL	.846
Paul Giles	TWC	.844
Brian Sapezinskas	OTV	.843
Cody Wilson	OTV	.842

Most Ran Stations

Todd Hayward	LSC	33
Mike Vecchio	TWC	31
Bob Lukings	DEL	29
Jake Lozon	LSC	29
Bruce Harrison	DEL	28
Kirby Bowman	DEL	28
Tony Filice	LCA	28
Scott Wing	FSQ	26
Cody Dunlop	TWC	25
Andrew Martin	LSC	25
Dennis Farver	FSQ	24
Jimi Dunlop	TWC	24
Devon Babula	TWC	23
Taylor Babula	TWC	22
David McDonald	DEL	21

Most Consecutively Ran Stations**

Ben Leyva	TWC	6
Mike Oakley	FSQ	6
Todd Hayward	LSC	5
Bob Lukings	DEL	4
Paul Giles	TWC	4
Cody Dunlop	TWC	4
Bruce Harrison	DEL	4
Kirby Bowman	DEL	4
Mike Vecchio	TWC	4
Rick Szucsko	OTV	4
David McDonald	DEL	4
Tom Bowman	DEL	4
Devon Babula	TWC	4
Taylor Babula	TWC	4
Jimi Dunlop	TWC	4

Most 1 Loss Stations

John Emin	DEL	32
Paul Giles	TWC	28
Bob Lukings	DEL	27
Brian Moeller	FSQ	27
Cody Dunlop	TWC	26
Jay Brueggeman	FSQ	26
Cody Wilson	OTV	26
Camden Anderson	TWC	25
Dennis Farver	FSQ	24
Jake Lozon	LSC	23
Scott Wing	FSQ	22
Rick Bissonnette	LCA	22
Sergio Capote	DEL	22
Todd Hayward	LSC	22
Tony Filice	LCA	22

Most 2 Loss Stations

Sergio Capote	DEL	24
Brandon Stevens	TWC	23
Ryan Bremmers	OTV	22
Cole Houle	TWC	21
Tom Cowan	OTV	21
Ken Allan	OTV	20
Chris Palmer	LCA	19
Rob Timmermans	DEL	19
Cameron Ostrand	TWC	19
Laurie Cook	OTV	18
Dale Leeson	LSC	18
Tom Bowman	DEL	18
Wade Bebuck	TWC	18
Blake Ramsey	TWC	17
Garry Vanhoucke	DEL	17

Most 2 Hit Stations

Jim O'sullivan	OTV	10
Ryker McDonald	TWC	8
Kalye McDonald	TWC	8
Brad Riddell	OTV	8
Max Debuck	TWC	8
Carson Lamonte	TWC	7
Brandon Stevens	TWC	5
Cole Houle	TWC	5
Tom Cowan	OTV	4
Camden Anderson	TWC	4
Kyle Ellis	TWC	4
Larry Sokolowski	FSQ	3
Ryan Bremmers	OTV	3
Cristian Stangherlin	OTV	3
Tex Wilson	OTV	3

Most 1 Hit Stations

Carson Lamonte	TWC	5
Ryker McDonald	TWC	3
Eric Anderson	TWC	3
Max Debuck	TWC	3
Dennis Farver	FSQ	2
Larry Sokolowski	FSQ	2
Nick Vurajic	DEL	2
Devon Babula	TWC	2
Burt Powers	TWC	2
Jim O'sullivan	OTV	2
Kyle Blashill	FSQ	1
Blake Ramsey	TWC	1
Tom Cowan	OTV	1
Dale Leeson	LSC	1
Paul Robbins	FSQ	1

Most Improved Shooters***

Larry Sokolowski	FSQ	24
Carson Lamonte	TWC	17
Kyle Blashill	FSQ	14
Bob Farr	LSC	12
Steve Straub	LCA	11
Jennifer Hadley	TWC	10
Cooper Bowman	DEL	10
Paul Robbins	FSQ	9
Daryl Smith	OTV	9
Mike Blashill	FSQ	8
Brandon Stevens	TWC	7
Tex Wilson	OTV	7
Bob Lozon	LSC	7
Kyle Ellis	TWC	5
Rob Timmermans	DEL	5

+/-

* This stat is the shooter's average based on the number of targets for the events the shooter has attended.

** This stat is not entirely accurate. I do not have the ability to know which station each shooter started on. Without that information there is no way to determine precisely how many stations were ran consecutively. That said, this stat is tracked as if everybody started on Station 1 at each shoot. It will continue to accumulate from one shoot to another. For example, if a shooter ran the last two stations on shoot #1 and the first two stations on shoot #2 then dropped a target on shoot #2 station #3 this would count as four consecutively ran stations. *** Explantion for Most Improved Shooter is near the end of this report.

2025-2026 CanAm

Four Square Team Top 6 Scores at Each Shoot and Team Top 15 Stats

Total # of Team Shooters: 10

Team Report



LCA Shoot #1		LSC Shoot #2		TWC Shoot #3		FSQ Shoot #4	
Dennis Farver	92	Mike Oakley	93	Scott Wing	89	Mike Blashill	87
Scott Wing	92	Dennis Farver	84	Dennis Farver	87	Brian Moeller	84
Brian Moeller	92	Mike Blashill	81	Kyle Blashill	83	Dennis Farver	83
Jay Brueggeman	79	Jay Brueggeman	79	Mike Oakley	83	Mike Oakley	82
Kyle Blashill	75	Brian Carrier	79	Brian Moeller	81	Scott Wing	80
Paul Robbins	67	Scott Wing	78	Jay Brueggeman	79	Larry Sokolowski	80
Team Total	497	Team Total	494	Team Total	502	Team Total	496
Team Avg.	82.8	Team Avg.	82.3	Team Avg.	83.7	Team Avg.	82.7

DEL Shoot #5		OTV Shoot #6		Team Top 6		Total Shooters at Each Event	
Scott Wing	85			Scott Wing	424	LCA	7
Kyle Blashill	84			Dennis Farver	419	LSC	9
Mike Blashill	83			Brian Moeller	408	TWC	9
Brian Moeller	79			Jay Brueggeman	389	FSQ	10
Mike Oakley	78			Mike Oakley	336	DEL	7
Dennis Farver	73			Mike Blashill	324	OTV	
Team Total	482.0	Team Total					
Team Avg.	80.3	Team Avg.					

Team Top 15 Shooter Stats		Ran	1 Loss	2 Loss	0-Hit	Consecutively	Top 4 HS	League
Shooter Name	League Score / Avg	Sta. / Avg	Sta. / Avg	Sta. / Avg	Sta. / Avg	Ran Sta. / Avg	Sta. /Avg	+/-
Scott Wing	424 .707	26 .382	22 .324	10 .147	0 .000	2 .029	7 .103	-2
Dennis Farver	419 .698	24 .353	24 .353	8 .118	0 .000	3 .044	1 .015	-14
Brian Moeller	408 .680	16 .235	27 .397	14 .206	0 .000	3 .044	2 .029	-8
Jay Brueggeman	389 .648	13 .191	26 .382	12 .176	0 .000	2 .029	3 .044	-1
Mike Oakley	336 .560	18 .265	21 .000	9 .132	0 .000	6 .088	4 .059	3
Mike Blashill	324 .540	16 .235	15 .000	14 .206	0 .000	2 .029	0 .000	8
Kyle Blashill	320 .533	13 .191	19 .279	12 .176	0 .000	2 .029	1 .015	14
Paul Robbins	287 .478	12 .176	9 .132	12 .176	0 .000	2 .029	0 .000	9
Larry Sokolowski	266 .443	5 .074	13 .191	15 .221	0 .000	1 .015	1 .015	24
Brian Carrier	156 .260	10 .147	4 .000	6 .088	0 .000	3 .044	1 .015	1

2025-2026 CanAm

Twin Creek Team Top 6 Scores at Each Shoot and Team Top 15 Stats

Total # of Team Shooters: 35

Team Report



LCA Shoot #1		LSC Shoot #2		TWC Shoot #3		FSQ Shoot #4	
Mike Vecchio	93	Cody Dunlop	91	Devon Babula	95	Paul Giles	90
Ben Leyva	92	Mike Vecchio	89	Cody Dunlop	89	Mike Vecchio	89
Camden Anderson	92	Paul Giles	86	Dan Walsh	87	Jimi Dunlop	88
Cody Dunlop	91	Ben Leyva	85	Blake Ramsey	86	Taylor Babula	84
Paul List	91	Darren Wilhelm	84	Mike Vecchio	85	Wade Bebuck	83
Jimi Dunlop	91	Jimi Dunlop	81	Cameron Ostrander	85	Blake Ramsey	81
Team Total	550	Team Total	516	Team Total	527	Team Total	515
Team Avg.	91.7	Team Avg.	86.0	Team Avg.	87.8	Team Avg.	85.8

DEL Shoot #5		OTV Shoot #6		Team Top 6		Total Shooters at Each Event	
Cody Dunlop	87			Mike Vecchio	442	LCA	30
Mike Vecchio	86			Cody Dunlop	436	LSC	33
Paul Giles	82			Paul Giles	422	TWC	32
Wade Bebuck	79			Jimi Dunlop	417	FSQ	25
Jimi Dunlop	78			Taylor Babula	413	DEL	19
Taylor Babula	77			Devon Babula	405	OTV	
Team Total	489.0	Team Total					
Team Avg.	81.5	Team Avg.					

Team Top 15 Shooter Stats		Ran	1 Loss	2 Loss	0-Hit	Consecutively	Top 4 HS	League
Shooter Name	League Score / Avg	Sta. / Avg	Sta. / Avg	Sta. / Avg	Sta. / Avg	Ran Sta. / Avg	Sta. / Avg	+/-
Mike Vecchio	442 .737	31 .456	20 .294	13 .191	0 .000	4 .059	4 .059	-2
Cody Dunlop	436 .727	25 .368	26 .382	13 .191	0 .000	4 .059	4 .059	1
Paul Giles	422 .703	19 .279	28 .412	15 .221	0 .000	4 .059	2 .029	4
Jimi Dunlop	417 .695	24 .353	19 .279	14 .206	0 .000	4 .059	3 .044	-8
Taylor Babula	413 .688	22 .324	18 .265	17 .250	0 .000	4 .059	2 .029	-8
Devon Babula	405 .675	23 .338	21 .309	10 .147	0 .000	4 .059	3 .044	-18
Wade Bebuck	399 .665	16 .235	21 .309	18 .265	0 .000	2 .029	3 .044	3
Blake Ramsey	398 .663	19 .279	16 .235	17 .250	0 .000	2 .029	1 .015	3
Cameron Ostrander	396 .660	17 .250	18 .265	19 .279	0 .000	4 .059	2 .029	-4
Camden Anderson	391 .652	14 .206	25 .368	15 .221	0 .000	2 .029	1 .015	-11
Eric Anderson	370 .617	13 .191	19 .279	12 .176	0 .000	2 .029	1 .015	-4
Cole Houle	366 .610	8 .118	19 .279	21 .309	0 .000	2 .029	1 .015	3
Burt Powers	366 .610	11 .162	18 .265	16 .235	0 .000	3 .044	0 .000	4
Brandon Stevens	355 .592	9 .132	13 .191	23 .338	0 .000	1 .015	0 .000	7
Darren Wilhelm	325 .542	16 .235	13 .191	14 .206	0 .000	2 .029	2 .029	2

2025-2026 CanAm

LSC Team Top 6 Scores at Each Shoot and Team Top 15 Stats

Total # of Team Shooters: 8

Team Report



LCA Shoot #1		LSC Shoot #2		TWC Shoot #3		FSQ Shoot #4	
Andrew Martin	96	Todd Hayward	91	Todd Hayward	91	Andrew Martin	89
Steve Zavitz	90	Jake Lozon	89	Jake Lozon	90	Todd Hayward	87
Jake Lozon	89	Steve Zavitz	86	Dale Leeson	81	Jake Lozon	86
Todd Hayward	89	Dale Leeson	80	Bob Farr	80	Dale Leeson	84
Bob Farr	81	Bob Farr	80	Bob Lozon	73	Steve Zavitz	78
Dale Leeson	79	Andrew Martin	80	Brad Martin	70	Brad Martin	72
Team Total	524	Team Total	506	Team Total	485	Team Total	496
Team Avg.	87.3	Team Avg.	84.3	Team Avg.	80.8	Team Avg.	82.7

DEL Shoot #5		OTV Shoot #6		Team Top 6		Total Shooters at Each Event	
Bob Farr	88			Todd Hayward	445	LCA	7
Todd Hayward	87			Jake Lozon	440	LSC	8
Jake Lozon	86			Dale Leeson	397	TWC	6
Andrew Martin	82			Andrew Martin	347	FSQ	6
Bob Lozon	81			Steve Zavitz	334	DEL	8
Steve Zavitz	80			Bob Farr	329	OTV	
Team Total	504	Team Total					
Team Avg.	84.0	Team Avg.					

Team Top 15 Shooter Stats		Ran	1 Loss	2 Loss	0-Hit	Consecutively	Top 4 HS	League
Shooter Name	League Score / Avg	Sta. / Avg	Sta. / Avg	Sta. / Avg	Sta. / Avg	Ran Sta. / Avg	Sta. / Avg	+/-
Todd Hayward	445 .742	33 .485	22 .324	6 .088	0 .000	5 .074	1 .015	3
Jake Lozon	440 .733	29 .426	23 .338	12 .176	0 .000	3 .044	1 .015	2
Dale Leeson	397 .662	18 .265	18 .265	18 .265	0 .000	2 .029	2 .029	-1
Andrew Martin	347 .578	25 .368	17 .250	8 .118	0 .000	3 .044	5 .074	-9
Steve Zavitz	334 .557	19 .279	16 .235	13 .191	0 .000	3 .044	2 .029	-5
Bob Farr	329 .548	15 .221	18 .265	11 .162	0 .000	2 .029	1 .015	12
Bob Lozon	307 .512	11 .162	14 .206	14 .206	0 .000	2 .029	0 .000	7
Brad Martin	277 .462	4 .059	16 .235	12 .176	0 .000	1 .015	0 .000	-9

2025-2026 CanAm

Otter Valley Team Top 6 Scores at Each Shoot and Team Top 15 Stats

Total # of Team Shooters: 16

Team Report



LCA Shoot #1		LSC Shoot #2		TWC Shoot #3		FSQ Shoot #4	
Brian Sapezinskas	91	Laurie Cook	85	Ken Allan	79	Brian Sapezinskas	88
Cody Wilson	90	Cody Wilson	82	Cody Wilson	78	Cody Wilson	84
Rick Szucsko	85	Brian Sapezinskas	79	Tex Wilson	73	Ken Allan	81
Ken Allan	85	Daryl Smith	75	Evan Firby	69	Laurie Cook	75
Ryan Bremmers	85	Rick Szucsko	74	Cristian Stangherlin	67	Ryan Bremmers	73
Cristian Stangherlin	84	Tom Cowan	70	Daryl Smith	67	Cristian Stangherlin	71
Team Total	520	Team Total	465	Team Total	433	Team Total	472
Team Avg.	86.7	Team Avg.	77.5	Team Avg.	72.2	Team Avg.	78.7

DEL Shoot #5		OTV Shoot #6		Team Top 6		Total Shooters at Each Event	
Cody Wilson	87			Cody Wilson	421	LCA	16
Brian Sapezinskas	79			Laurie Cook	376	LSC	11
Ken Allan	74			Ryan Bremmers	357	TWC	11
Laurie Cook	73			Tex Wilson	347	FSQ	11
Ryan Bremmers	72			Tom Cowan	341	DEL	10
Tex Wilson	72			Brian Sapezinskas	337	OTV	
Team Total	457	Team Total					
Team Avg.	76.2	Team Avg.					

Team Top 15 Shooter Stats		Ran		1 Loss		2 Loss		0-Hit		Consecutively		Top 4 HS		League
Shooter Name	League Score / Avg	Sta. / Avg	Sta. / Avg	Sta. / Avg	Sta. / Avg	Sta. / Avg	Sta. / Avg	Ran Sta. / Avg	Sta. / Avg	Sta. / Avg	Sta. / Avg	Sta. / Avg	Sta. / Avg	+/-
Cody Wilson	421 .702	21 .309	26 .382	13 .191	0 .000	3 .044	5 .074	2						
Laurie Cook	376 .627	12 .176	21 .309	18 .265	0 .000	2 .029	0 .000	-2						
Ryan Bremmers	357 .595	6 .088	18 .265	22 .324	0 .000	1 .015	1 .015	-8						
Tex Wilson	347 .578	6 .088	19 .279	17 .250	0 .000	1 .015	1 .015	7						
Tom Cowan	341 .568	8 .118	10 .147	21 .309	0 .000	1 .015	0 .000	-1						
Brian Sapezinskas	337 .562	21 .309	16 .235	10 .147	0 .000	4 .059	5 .074	-7						
Ken Allan	319 .532	14 .206	12 .176	20 .294	0 .000	2 .029	1 .015	-6						
Brad Riddell	317 .528	4 .059	9 .132	17 .250	1 .015	1 .015	0 .000	-5						
Jim O'sullivan	293 .488	3 .044	14 .206	9 .132	1 .015	1 .015	0 .000	-3						
Cristian Stangherlin	292 .487	12 .176	11 .162	12 .176	0 .000	3 .044	1 .015	-9						
Daryl Smith	274 .457	5 .074	9 .132	16 .235	0 .000	2 .029	0 .000	9						
Evan Firby	214 .357	3 .044	12 .176	12 .176	0 .000	1 .015	0 .000	-5						
Rick Szucsko	159 .265	9 .132	5 .074	5 .074	0 .000	4 .059	1 .015	-5						
Shawn Davies	78 .130	1 .015	7 .103	1 .015	0 .000	1 .015	0 .000	0						
Jeff Older	75 .125	1 .015	3 .044	6 .088	0 .000	1 .015	0 .000	0						

2025-2026 CanAm

LCA Team Top 6 Scores at Each Shoot and Team Top 15 Stats

Total # of Team Shooters: 7

Team Report



LCA Shoot #1		LSC Shoot #2		TWC Shoot #3		FSQ Shoot #4	
Tony Filice	93	Tony Filice	83	Tony Filice	86	Tony Filice	89
Dee McDonald	85	Chris Palmer	78	Dee McDonald	75	Neil Foster	76
Chris Palmer	83	Neil Foster	77	Chris Palmer	74		
Rick Bissonnette	78	Rick Bissonnette	76	Tom Trenouth	74		
Steve Straub	78	Dee McDonald	74	Rick Bissonnette	72		
Tom Trenouth	78	Steve Straub	74	Neil Foster	72		
Team Total	495	Team Total	462	Team Total	453	Team Total	165
Team Avg.	82.5	Team Avg.	77.0	Team Avg.	75.5	Team Avg.	27.5

DEL Shoot #5		OTV Shoot #6		Team Top 6		Total Shooters at Each Event	
Steve Straub	84			Tony Filice	433	LCA	6
Tony Filice	82			Steve Straub	306	LSC	7
Rick Bissonnette	73			Chris Palmer	305	TWC	7
Neil Foster	72			Rick Bissonnette	299	FSQ	2
Chris Palmer	70			Neil Foster	297	DEL	5
				Dee McDonald	234	OTV	
Team Total	381	Team Total					
Team Avg.	63.5	Team Avg.					

Team Top 15 Shooter Stats		Ran	1 Loss	2 Loss	0-Hit	Consecutively	Top 4 HS	League
Shooter Name	League Score / Avg	Sta. / Avg	Sta. / Avg	Sta. / Avg	Sta. / Avg	Ran Sta. / Avg	Sta. /Avg	+/-
Tony Filice	433 .722	28 .412	22 .324	11 .162	0 .000	4 .059	4 .059	-6
Steve Straub	306 .510	14 .206	13 .191	8 .118	0 .000	2 .029	0 .000	11
Chris Palmer	305 .508	9 .132	12 .176	19 .279	0 .000	2 .029	0 .000	-8
Rick Bissonnette	299 .498	5 .074	22 .324	8 .118	0 .000	2 .029	2 .029	0
Neil Foster	297 .495	8 .118	17 .250	14 .206	0 .000	3 .044	1 .015	-3
Dee McDonald	234 .390	11 .162	8 .118	9 .132	0 .000	3 .044	1 .015	-5
Tom Trenouth	215 .358	7 .103	10 .147	4 .059	0 .000	2 .029	0 .000	1

2025-2026 CanAm

Delaware Team Top 6 Scores at Each Shoot and Team Top 15 Stats

Total # of Team Shooters: 16

Team Report



LCA Shoot #1		LSC Shoot #2		TWC Shoot #3		FSQ Shoot #4	
Bob Lukings	95	David McDonald	89	Bob Lukings	89	Bob Lukings	86
Kirby Bowman	92	John Emin	88	John Emin	85	Bruce Harrison	86
John Emin	92	Tom Bowman	87	Bruce Harrison	84	Kirby Bowman	86
Bruce Harrison	91	Kirby Bowman	86	Sergio Capote	82	John Emin	86
David McDonald	86	Bob Lukings	85	Kirby Bowman	80	David McDonald	74
Maurice Skinner	84	Bruce Harrison	76	David McDonald	80	Sergio Capote	73
Team Total	540	Team Total	511	Team Total	500	Team Total	491
Team Avg.	90.0	Team Avg.	85.2	Team Avg.	83.3	Team Avg.	81.8

DEL Shoot #5		OTV Shoot #6		Team Top 6		Total Shooters at Each Event	
Bob Lukings	92			Bob Lukings	447	LCA	15
Bruce Harrison	90			John Emin	432	LSC	14
Rob Timmermans	82			Bruce Harrison	427	TWC	12
John Emin	81			Kirby Bowman	423	FSQ	10
Kirby Bowman	79			David McDonald	405	DEL	14
Sergio Capote	79			Sergio Capote	385	OTV	
Team Total	503	Team Total					
Team Avg.	83.8	Team Avg.					

Team Top 15 Shooter Stats		Ran	1 Loss	2 Loss	0-Hit	Consecutively	Top 4 HS	League
Shooter Name	League Score / Avg	Sta. / Avg	Sta. / Avg	Sta. / Avg	Sta. / Avg	Ran Sta. / Avg	Sta. /Avg	+/-
Bob Lukings	447 .745	29 .426	27 .397	10 .147	0 .000	4 .059	5 .074	2
John Emin	432 .720	20 .294	32 .471	12 .176	0 .000	3 .044	4 .059	-6
Bruce Harrison	427 .712	28 .412	19 .279	14 .206	0 .000	4 .059	6 .088	4
Kirby Bowman	423 .705	28 .412	21 .309	10 .147	0 .000	4 .059	1 .015	-8
David McDonald	405 .675	21 .309	19 .279	11 .162	0 .000	4 .059	2 .029	-5
Sergio Capote	385 .642	10 .147	22 .324	24 .353	0 .000	2 .029	2 .029	4
Rob Timmermans	377 .628	12 .176	19 .279	19 .279	0 .000	2 .029	1 .015	5
Nick Vurajic	357 .595	9 .132	19 .279	12 .176	0 .000	2 .029	0 .000	4
Tom Bowman	316 .527	13 .191	12 .176	18 .265	0 .000	4 .059	2 .029	0
Garry Vanhoucke	295 .492	7 .103	14 .206	17 .250	1 .015	2 .029	2 .029	3
Rob Taggart	294 .490	9 .132	15 .221	12 .176	1 .015	3 .044	0 .000	1
Cooper Bowman	268 .447	5 .074	8 .118	12 .176	0 .000	1 .015	0 .000	10
Maurice Skinner	230 .383	9 .132	10 .147	14 .206	0 .000	2 .029	2 .029	-5
Ted Noble	220 .367	5 .074	16 .235	4 .059	0 .000	2 .029	0 .000	-3
Georgia Bowman	134 .223	2 .029	6 .088	4 .059	0 .000	1 .015	0 .000	-2

2025-2026 CanAm

League Total Raw Scores - No Handicap for HOA

Event Scores

Class Handicap League Scores (Lowest Score Removed)

League Total Raw Scores - No Handicap for HOA				Event Scores						Class Handicap League Scores (Lowest Score Removed)				
	Shooter Name	Club	Score	Sht 1	Sht 2	Sht 3	Sht 4	Sht 5	Sht 6		Shooter Name	Club	Score	
<i>HOA</i>	1 Bob Lukings	DEL	447	95	85	89	86	92			1 Cody Dunlop	TWC	358	
	2 Todd Hayward	LSC	445	-2	89	91	91	87	87		2 Todd Hayward	LSC	358	0
	3 Mike Vecchio	TWC	442	-5	93	89	85	89	86		3 Mike Vecchio	TWC	357	-1
	4 Jake Lozon	LSC	440	-7	89	89	90	86	86		4 Jake Lozon	LSC	354	-4
	5 Cody Dunlop	TWC	436	-11	91	91	89	78	87		5 Bruce Harrison	DEL	351	-7
	6 Tony Filice	LCA	433	-14	93	83	86	89	82		6 John Emin	DEL	351	-7
	7 John Emin	DEL	432	-15	92	88	85	86	81		7 Tony Filice	LCA	351	-7
	8 Bruce Harrison	DEL	427	-20	91	76	84	86	90		8 Andrew Martin	LSC	347	-11
	9 Scott Wing	FSQ	424	-23	92	78	89	80	85		9 Dennis Farver	FSQ	346	-12
	10 Kirby Bowman	DEL	423	-24	92	86	80	86	79		10 Scott Wing	FSQ	346	-12
	11 Paul Giles	TWC	422	-25	83	86	81	90	82		11 Kirby Bowman	DEL	344	-14
	12 Cody Wilson	OTV	421	-26	90	82	78	84	87		12 Cody Wilson	OTV	343	-15
	13 Dennis Farver	FSQ	419	-28	92	84	87	83	73		13 Paul Giles	TWC	341	-17
	14 Jimi Dunlop	TWC	417	-30	91	81	79	88	78		14 Devon Babula	TWC	339	-19
	15 Taylor Babula	TWC	413	-34	90	80	82	84	77		15 Jimi Dunlop	TWC	339	-19
	16 Brian Moeller	FSQ	408	-39	92	72	81	84	79		16 Brian Sapezinkas	OTV	337	-21
	17 David McDonald	DEL	405	-42	86	89	80	74	76		17 Brian Moeller	FSQ	336	-22
	18 Devon Babula	TWC	405	-42	89	74	95	81	66		18 Taylor Babula	TWC	336	-22
	19 Wade Bebuck	TWC	399	-48	81	77	79	83	79		19 Mike Oakley	FSQ	336	-22
	20 Blake Ramsey	TWC	398	-49	78	77	86	81	76		20 Steve Zavitz	LSC	334	-24
	21 Dale Leeson	LSC	397	-50	79	80	81	84	73		21 David McDonald	DEL	331	-27
	22 Cameron Ostrander	TWC	396	-51	86	70	85	78	77		22 Bob Farr	LSC	329	-29
	23 Camden Anderson	TWC	391	-56	92	64	81	78	76		23 Camden Anderson	TWC	327	-31
	24 Jay Brueggeman	FSQ	389	-58	79	79	79	79	73		24 Cameron Ostrander	TWC	326	-32
	25 Sergio Capote	DEL	385	-62	80	71	82	73	79		25 Darren Wilhelm	TWC	325	-33
	26 Rob Timmermans	DEL	377	-70	82	74	68	71	82		26 Dale Leeson	LSC	324	-34
	27 Laurie Cook	OTV	376	-71	80	85	63	75	73		27 Mike Blashill	FSQ	324	-34
	28 Eric Anderson	TWC	370	-77	76	78	78	71	67		28 Blake Ramsey	TWC	322	-36
	29 Cole Houle	TWC	366	-81	76	69	74	73	74		29 Wade Bebuck	TWC	322	-36
	30 Burt Powers	TWC	366	-81	74	76	77	66	73		30 Kyle Blashill	FSQ	320	-38
	31 Ryan Bremmers	OTV	357	-90	85	64	63	73	72		31 Ken Allan	OTV	319	-39
	32 Nick Vurajic	DEL	357	-90	73	71	69	72	72		32 Jay Brueggeman	FSQ	316	-42
	33 Brandon Stevens	TWC	355	-92	71	63	75	73	73		33 Tom Bowman	DEL	316	-42
	34 Andrew Martin	LSC	347	-100	96	80	0	89	82		34 Sergio Capote	DEL	314	-44

2025-2026 CanAm

League Total Raw Scores cont.

Shooter Name	Club	Score	Sht 1	Sht 2	Sht 3	Sht 4	Sht 5	Sht 6
35 Tex Wilson	OTV	347 -100	70	68	73	64	72	
36 Tom Cowan	OTV	341 -106	75	70	61	66	69	
37 Brian Sapezinkas	OTV	337 -110	91	79	0	88	79	
38 Mike Oakley	FSQ	336 -111	0	93	83	82	78	
39 Steve Zavitz	LSC	334 -113	90	86	0	78	80	
40 Bob Farr	LSC	329 -118	81	80	80	0	88	
41 Darren Wilhelm	TWC	325 -122	82	84	79	80	0	
42 Mike Blashill	FSQ	324 -123	0	81	73	87	83	
43 Kyle Blashill	FSQ	320 -127	75	0	83	78	84	
44 Ken Allan	OTV	319 -128	85	0	79	81	74	
45 Brad Riddell	OTV	317 -130	70	66	61	60	60	
46 Tom Bowman	DEL	316 -131	80	87	74	0	75	
47 Paul Leboeuf	TWC	310 -137	81	80	79	0	70	
48 Jamie Dunlop	TWC	309 -138	85	72	78	74	0	
49 Bob Lozon	LSC	307 -140	79	74	73	0	81	
50 Steve Straub	LCA	306 -141	78	74	70	0	84	
51 Chris Palmer	LCA	305 -142	83	78	74	0	70	
52 Rick Bissonnette	LCA	299 -148	78	76	72	0	73	
53 Josh Mills	TWC	297 -150	76	70	75	76	0	
54 Neil Foster	LCA	297 -150	0	77	72	76	72	
55 Garry Vanhoucke	DEL	295 -152	76	74	0	71	74	
56 Kalye McDonald	TWC	294 -153	68	60	47	63	56	
57 Rob Taggart	DEL	294 -153	78	64	78	0	74	
58 Jim O'sullivan	OTV	293 -154	68	57	54	54	60	
59 Cristian Stangherlin	OTV	292 -155	84	70	67	71	0	
60 Paul Robbins	FSQ	287 -160	67	72	76	72	0	
61 Chase Powers	TWC	286 -161	75	67	72	72	0	
62 Ryker McDonald	TWC	284 -163	57	51	68	58	50	
63 Brad Martin	LSC	277 -170	0	69	70	72	66	
64 Daryl Smith	OTV	274 -173	64	75	67	0	68	
65 Cooper Bowman	DEL	268 -179	66	64	67	0	71	
66 Larry Sokolowski	FSQ	266 -181	60	55	71	80	0	
67 Kyle Ellis	TWC	262 -185	65	66	65	66	0	
68 Ben Leyva	TWC	257 -190	92	85	0	80	0	

Handicap League Scores (Lowest Score Removed)

Shooter Name	Club	Score	
35 Laurie Cook	OTV	313	-45
36 Paul Leboeuf	TWC	310	-48
37 Rob Timmermans	DEL	309	-49
38 Jamie Dunlop	TWC	309	-49
39 Bob Lozon	LSC	307	-51
40 Steve Straub	LCA	306	-52
41 Chris Palmer	LCA	305	-53
42 Eric Anderson	TWC	303	-55
43 Burt Powers	TWC	300	-58
44 Rick Bissonnette	LCA	299	-59
45 Cole Houle	TWC	297	-61
46 Josh Mills	TWC	297	-61
47 Neil Foster	LCA	297	-61
48 Garry Vanhoucke	DEL	295	-63
49 Ryan Bremmers	OTV	294	-64
50 Rob Taggart	DEL	294	-64
51 Brandon Stevens	TWC	292	-66
52 Cristian Stangherlin	OTV	292	-66
53 Nick Vurajic	DEL	288	-70
54 Paul Robbins	FSQ	287	-71
55 Chase Powers	TWC	286	-72
56 Tex Wilson	OTV	283	-75
57 Tom Cowan	OTV	280	-78
58 Brad Martin	LSC	277	-81
59 Daryl Smith	OTV	274	-84
60 Cooper Bowman	DEL	268	-90
61 Larry Sokolowski	FSQ	266	-92
62 Kyle Ellis	TWC	262	-96
63 Ben Leyva	TWC	257	-101
64 Brad Riddell	OTV	257	-101
65 Kalye McDonald	TWC	247	-111
66 Paul List	TWC	242	-116
67 Dan Walsh	TWC	242	-116
68 Jim O'sullivan	OTV	239	-119

2025-2026 CanAm

League Total Raw Scores cont.

Shooter Name	Club	Score	Event Scores						
			Sht 1	Sht 2	Sht 3	Sht 4	Sht 5	Sht 6	
69 Carson Lamonte	TWC	255	-192	47	46	51	52	59	
70 Paul List	TWC	242	-205	91	77	74	0	0	
71 Dan Walsh	TWC	242	-205	0	77	87	78	0	
72 Dee McDonald	LCA	234	-213	85	74	75	0	0	
73 Clinton Ostrander	TWC	234	-213	82	74	78	0	0	
74 Maurice Skinner	DEL	230	-217	84	0	0	72	74	
75 Ted Noble	DEL	220	-227	0	74	74	0	72	
76 Tom Trenouth	LCA	215	-232	78	63	74	0	0	
77 Evan Firby	OTV	214	-233	77	0	69	68	0	
78 Jennifer Hadley	TWC	210	-237	68	69	73	0	0	
79 Larry Lozon	TWC	200	-247	71	65	64	0	0	
80 Joe Dubuque	TWC	200	-247	0	61	74	0	65	
81 Rick Szucsko	OTV	159	-288	85	74	0	0	0	
82 Brian Carrier	FSQ	156	-291	0	79	0	77	0	
83 Georgia Bowman	DEL	134	-313	71	63	0	0	0	
84 Max Debuck	TWC	131	-316	0	30	50	51	0	
85 Peter Hadley	TWC	128	-319	0	62	66	0	0	
86 Miles Jackman	TWC	123	-324	0	64	59	0	0	
87 Paul Veeke	DEL	83	-364	83	0	0	0	0	
88 Rob Patch	TWC	80	-367	80	0	0	0	0	
89 Shawn Davies	OTV	78	-369	78	0	0	0	0	
90 Brady Lewis	TWC	78	-369	78	0	0	0	0	
91 Jeff Older	OTV	75	-372	75	0	0	0	0	
92 Ashley Davies	OTV	72	-375	72	0	0	0	0	

Handicap League Scores (Lowest Score Removed)

Shooter Name	Club	Score	
69 Ryker McDonald	TWC	234	-124
70 Dee McDonald	LCA	234	-124
71 Clinton Ostrander	TWC	234	-124
72 Maurice Skinner	DEL	230	-128
73 Ted Noble	DEL	220	-138
74 Tom Trenouth	LCA	215	-143
75 Evan Firby	OTV	214	-144
76 Jennifer Hadley	TWC	210	-148
77 Carson Lamonte	TWC	209	-149
78 Larry Lozon	TWC	200	-158
79 Joe Dubuque	TWC	200	-158
80 Rick Szucsko	OTV	159	-199
81 Brian Carrier	FSQ	156	-202
82 Georgia Bowman	DEL	134	-224
83 Max Debuck	TWC	131	-227
84 Peter Hadley	TWC	128	-230
85 Miles Jackman	TWC	123	-235
86 Paul Veeke	DEL	83	-275
87 Rob Patch	TWC	80	-278
88 Shawn Davies	OTV	78	-280
89 Brady Lewis	TWC	78	-280
90 Jeff Older	OTV	75	-283
91 Ashley Davies	OTV	72	-286
92 0	0	0	

2025-2026 CanAm

How would you determine which station was the "Hardest" at a shoot? I guess it would be easy to just look at the station average. Is that really the way? What about how many times people ran a station? I think it's a combination of both the lowest station average and the number of times the was station ran. For example, if the lowest station average was a .532, and the number of people who ran the station was, 17 the station rating would be 17.532. If the next lowest station average .562 and only 1 person that station, the station rating would be 1.562. To me that would be the "Hardest" station at that shoot. If you disagree, I'll ask again, how would you determine which station was the "Hardest" at a given shoot?



Shoot #1	LCA												
Station	Sta 1	Sta 2	Sta 3	Sta 4	Sta 5	Sta 6	Sta 7	Sta 8	Sta 9	Sta 10	Sta 11	Sta 12	Sta 13
Targets	8	8	8	8	8	8	8	8	6	8	8	6	8
Station Avg	.782	.821	.833	.770	.832	.745	.835	.759	.796	.856	.816	.858	.742
# of times ran	18	27	30	16	27	20	25	15	24	33	22	40	10

Shoot Report

Ran Stations				Consecutively Ran Stations				1 Loss Stations			
Shooter	Club	Stations	Avg	Shooter	Club	Stations	Avg	Shooter	Club	Stations	Avg
Bob Lukings	DEL	9	.692	Ben Leyva	TWC	6	.462	Jay Brueggeman	FSQ	8	.615
Kirby Bowman	DEL	9	.692	Bob Lukings	DEL	4	.308	Rick Bissonnette	LCA	7	.538
Mike Vecchio	TWC	9	.692	Cody Dunlop	TWC	4	.308	Shawn Davies	OTV	7	.538
Andrew Martin	LSC	9	.692	Bruce Harrison	DEL	4	.308	Paul Giles	TWC	6	.462

2 Loss Stations				0 Hit Stations				Top 4 Hard Stations			Top 4 Easy Stations		
Shooter	Club	Stations	Avg	Shooter	Club	Stations	Avg	Station	Targets	Rate	Station	Targets	Rate
Jeff Older	OTV	6	.462	Ryker McDonald	TWC	1	.077	Sta.13	8	10.742	Sta.10	8	33.856
Burt Powers	TWC	6	.462	Bob Lukings	DEL	0	.000	Sta.8	8	15.759	Sta.3	8	30.833
Kyle Ellis	TWC	6	.462	Dennis Farver	FSQ	0	.000	Sta.4	8	16.770	Sta.5	8	27.832
Cole Houle	TWC	5	.385	Jake Lozon	LSC	0	.000	Sta.1	8	18.782	Sta.2	8	27.821

TWC		DEL		LSC	
Mike Vecchio	93	Bob Lukings	95	Andrew Martin	96
Ben Leyva	92	Kirby Bowman	92	Steve Zavitz	90
Camden Anderson	92 AVG	John Emin	92 AVG	Jake Lozon	89 AVG
Cody Dunlop	91 91.7	Bruce Harrison	91 90.0	Todd Hayward	89 87.3
Paul List	91 Score	David McDonald	86 Score	Bob Farr	81 Score
Jimi Dunlop	91 550	Maurice Skinner	84 540	Dale Leeson	79 524
OTV		FSQ		LCA	
Brian Sapezinkas	91	Dennis Farver	92	Tony Filice	93
Cody Wilson	90	Scott Wing	92	Dee McDonald	85
Rick Szucsko	85 AVG	Brian Moeller	92 AVG	Chris Palmer	83 AVG
Ken Allan	85 86.7	Jay Brueggeman	79 82.8	Rick Bissonnette	78 82.5
Ryan Bremmers	85 Score	Kyle Blashill	75 Score	Steve Straub	78 Score
Cristian Stangherlin	84 520	Paul Robbins	67 497	Tom Trenouth	78 495

2025-2026 CanAm



Shoot #2	LSC												
Station	Sta 1	Sta 2	Sta 3	Sta 4	Sta 5	Sta 6	Sta 7	Sta 8	Sta 9	Sta 10	Sta 11	Sta 12	Sta 13
Targets	8	8	8	8	8	8	8	6	8	8	8	6	8
Station Avg	.709	.727	.822	.671	.814	.739	1.000	.803	.602	.716	.598	.555	.819
# of times ran	8	7	31	6	25	15	82	30	3	8	5	3	25

Shoot Report

Ran Stations				Consecutively Ran Stations				1 Loss Stations			
Shooter	Club	Stations	Avg	Shooter	Club	Stations	Avg	Shooter	Club	Stations	Avg
Mike Oakley	FSQ	9	.692	Mike Oakley	FSQ	6	.462	Kirby Bowman	DEL	6	.462
Cody Dunlop	TWC	7	.538	Cody Dunlop	TWC	4	.308	John Emin	DEL	6	.462
Todd Hayward	LSC	7	.538	David McDonald	DEL	4	.308	Neil Foster	LCA	6	.462
Jake Lozon	LSC	6	.462	Tom Bowman	DEL	4	.308	Ted Noble	DEL	6	.462

2 Loss Stations				0 Hit Stations				Top 4 Hard Stations			Top 4 Easy Stations		
Shooter	Club	Stations	Avg	Shooter	Club	Stations	Avg	Station	Targets	Rate	Station	Targets	Rate
Bob Farr	LSC	6	.462	Max Debuck	TWC	5	.385	Sta.12	6	3.555	Sta.7	8	83.000
Bruce Harrison	DEL	5	.385	Rob Taggart	DEL	1	.077	Sta.9	8	3.602	Sta.3	8	31.822
Chris Palmer	LCA	5	.385	Bob Lukings	DEL	0	.000	Sta.11	8	5.598	Sta.8	6	30.803
Sergio Capote	DEL	5	.385	Dennis Farver	FSQ	0	.000	Sta.4	8	6.671	Sta.5	8	25.814

TWC	
Cody Dunlop	91
Mike Vecchio	89
Paul Giles	86
Ben Leyva	85
Darren Wilhelm	84
Jimi Dunlop	81
AVG	86.0
Team Score	516

DEL	
David McDonald	89
John Emin	88
Tom Bowman	87
Kirby Bowman	86
Bob Lukings	85
Bruce Harrison	76
AVG	85.2
Team Score	511

LSC	
Todd Hayward	91
Jake Lozon	89
Steve Zavitz	86
Dale Leeson	80
Bob Farr	80
Andrew Martin	80
AVG	84.3
Team Score	506

FSQ	
Mike Oakley	93
Dennis Farver	84
Mike Blashill	81
Jay Brueggeman	79
Brian Carrier	79
Scott Wing	78
AVG	82.3
Team Score	494

OTV	
Laurie Cook	85
Cody Wilson	82
Brian Sapezinkas	79
Daryl Smith	75
Rick Szucsko	74
Tom Cowan	70
AVG	77.5
Team Score	465

LCA	
Tony Filice	83
Chris Palmer	78
Neil Foster	77
Rick Bissonnette	76
Dee McDonald	74
Steve Straub	74
AVG	77.0
Team Score	462

2025-2026 CanAm

Shoot #3	TWC												
Station	Sta 1	Sta 2	Sta 3	Sta 4	Sta 5	Sta 6	Sta 7	Sta 8	Sta 9	Sta 10	Sta 11	Sta 12	Sta 13
Targets	8	6	8	8	6	8	8	8	8	8	8	8	8
Station Avg	.703	.753	.766	.778	.827	.791	.677	.815	.849	.742	.675	.643	.760
# of times ran	3	15	18	15	30	18	1	26	28	7	4	1	15



Shoot Report

Ran Stations				Consecutively Ran Stations				1 Loss Stations			
Shooter	Club	Stations	Avg	Shooter	Club	Stations	Avg	Shooter	Club	Stations	Avg
Devon Babula	TWC	8	.615	Todd Hayward	LSC	5	.385	Mike Oakley	FSQ	10	.769
Todd Hayward	LSC	8	.615	Devon Babula	TWC	4	.308	Scott Wing	FSQ	8	.615
Dennis Farver	FSQ	7	.538	Tony Filice	LCA	4	.308	Eric Anderson	TWC	8	.615
Jake Lozon	LSC	7	.538	Dennis Farver	FSQ	3	.231	Kyle Blashill	FSQ	7	.538

2 Loss Stations				0 Hit Stations			Top 4 Hard Stations			Top 4 Easy Stations			
Shooter	Club	Stations	Avg	Shooter	Club	Stations	Avg	Station	Targets	Rate	Station	Targets	Rate
Tom Bowman	DEL	8	.615	Jim O'sullivan	OTV	1	.077	Sta.12	8	1.643	Sta.5	6	30.827
Dale Leeson	LSC	6	.462	Bob Lukings	DEL	0	.000	Sta.7	8	1.677	Sta.9	8	28.849
Taylor Babula	TWC	6	.462	Dennis Farver	FSQ	0	.000	Sta.1	8	3.703	Sta.8	8	26.815
Tony Filice	LCA	6	.462	Jake Lozon	LSC	0	.000	Sta.11	8	4.675	Sta.6	8	18.791

TWC

Devon Babula	95
Cody Dunlop	89
Dan Walsh	87
Blake Ramsey	86
Mike Vecchio	85
Cameron Ostrander	85
AVG	87.8
Team Score	527

FSQ

Scott Wing	89
Dennis Farver	87
Kyle Blashill	83
Mike Oakley	83
Brian Moeller	81
Jay Brueggeman	79
AVG	83.7
Team Score	502

DEL

Bob Lukings	89
John Emin	85
Bruce Harrison	84
Sergio Capote	82
Kirby Bowman	80
David McDonald	80
AVG	83.3
Team Score	500

LSC

Todd Hayward	91
Jake Lozon	90
Dale Leeson	81
Bob Farr	80
Bob Lozon	73
Brad Martin	70
AVG	80.8
Team Score	485

LCA

Tony Filice	86
Dee McDonald	75
Chris Palmer	74
Tom Trenouth	74
Rick Bissonnette	72
Neil Foster	72
AVG	75.5
Team Score	453

OTV

Ken Allan	79
Cody Wilson	78
Tex Wilson	73
Evan Firby	69
Cristian Stangherlin	67
Daryl Smith	67
AVG	72.2
Team Score	433

2025-2026 CanAm



FSQ

Station	Sta 1	Sta 2	Sta 3	Sta 4	Sta 5	Sta 6	Sta 7	Sta 8	Sta 9	Sta 10	Sta 11	Sta 12	Sta 13	Sta 14	Sta 15
Targets	6	8	6	6	6	8	6	6	8	6	8	6	8	6	6
Station Avg	.885	.691	.719	.833	.828	.701	.771	.716	.623	.685	.770	.768	.867	.768	.883
# of times ran	33	4	10	17	27	4	14	12	3	11	10	14	25	16	35

Shoot Report

Ran Stations				Consecutively Ran Stations				1 Loss Stations			
Shooter	Club	Stations	Avg	Shooter	Club	Stations	Avg	Shooter	Club	Stations	Avg
Andrew Martin	LSC	9	.600	Paul Giles	TWC	4	.267	Brian Moeller	FSQ	8	.533
Tony Filice	LCA	8	.533	Jimi Dunlop	TWC	4	.267	Larry Sokolowski	FSQ	8	.533
Paul Giles	TWC	7	.467	Ben Leyva	TWC	3	.200	Ryan Bremmers	OTV	8	.533
Bruce Harrison	DEL	7	.467	Mike Vecchio	TWC	3	.200	Jake Lozon	LSC	7	.467

2 Loss Stations				0 Hit Stations				Top 4 Hard Stations			Top 4 Easy Stations		
Shooter	Club	Stations	Avg	Shooter	Club	Stations	Avg	Station	Targets	Rate	Station	Targets	Rate
Ken Allan	OTV	7	.467	Ryker McDonald	TWC	1	.067	Sta.9	8	3.623	Sta.1	6	33.885
Sergio Capote	DEL	7	.467	Bob Lukings	DEL	0	.000	Sta.2	8	4.691	Sta.5	6	27.828
Cody Dunlop	TWC	6	.400	Dennis Farver	FSQ	0	.000	Sta.6	8	4.701	Sta.4	6	17.833
Larry Sokolowski	FSQ	6	.400	Jake Lozon	LSC	0	.000	Sta.3	6	10.719	Sta.7	6	14.771

TWC

Paul Giles	90
Mike Vecchio	89
Jimi Dunlop	88
Taylor Babula	84
Wade Bebeck	83
Blake Ramsey	81

AVG **85.8**

Team Score **515**

FSQ

Mike Blashill	87
Brian Moeller	84
Dennis Farver	83
Mike Oakley	82
Scott Wing	80
Larry Sokolowski	80

AVG **82.7**

Team Score **496**

LSC

Andrew Martin	89
Todd Hayward	87
Jake Lozon	86
Dale Leeson	84
Steve Zavitz	78
Brad Martin	72

AVG **82.7**

Team Score **496**

DEL

Bob Lukings	86
Bruce Harrison	86
Kirby Bowman	86
John Emin	86
David McDonald	74
Sergio Capote	73

AVG **81.8**

Team Score **491**

OTV

Brian Sapezinskas	88
Cody Wilson	84
Ken Allan	81
Laurie Cook	75
Ryan Bremmers	73
Cristian Stangherlin	71

AVG **78.7**

Team Score **472**

LCA

Tony Filice	89
Neil Foster	76
	0
	0
	0
	0

AVG **27.5**

Team Score **165**

2025-2026 CanAm

Shoot #5	DEL													
Station	Sta 1	Sta 2	Sta 3	Sta 4	Sta 5	Sta 6	Sta 7	Sta 8	Sta 9	Sta 10	Sta 11	Sta 12	Sta 13	Sta 14
Targets	6	8	6	10	8	6	4	6	8	10	8	6	8	6
Station Avg	.690	.718	.746	.825	.766	.717	.671	.661	.744	.814	.901	.730	.823	.585
# of times ran	9	2	11	13	7	12	13	7	5	11	31	9	16	6



Shoot Report

Ran Stations				Consecutively Ran Stations				1 Loss Stations			
Shooter	Club	Stations	Avg	Shooter	Club	Stations	Avg	Shooter	Club	Stations	Avg
Bruce Harrison	DEL	8	.571	Bruce Harrison	DEL	4	.286	John Emin	DEL	9	.643
Bob Lukings	DEL	6	.429	Taylor Babula	TWC	4	.286	Bob Lukings	DEL	8	.571
Kyle Blashill	FSQ	6	.429	Bob Lukings	DEL	3	.214	Dennis Farver	FSQ	7	.500
Bob Farr	LSC	6	.429	Kirby Bowman	DEL	3	.214	Brian Moeller	FSQ	7	.500

2 Loss Stations				0 Hit Stations				Top 4 Hard Stations			Top 4 Easy Stations		
Shooter	Club	Stations	Avg	Shooter	Club	Stations	Avg	Station	Targets	Rate	Station	Targets	Rate
Brandon Stevens	TWC	7	.500	Garry Vanhoucke	DEL	1	.071	Sta.2	8	2.718	Sta.4	10	13.825
Cole Houle	TWC	7	.500	Kalye McDonald	TWC	1	.071	Sta.9	8	5.744	Sta.7	4	13.671
Ken Allan	OTV	7	.500	Brad Riddell	OTV	1	.071	Sta.14	6	6.585	Sta.6	6	12.717
Cameron Ostrand	TWC	7	.500	Joe Dubuque	TWC	1	.071	Sta.8	6	7.661	Sta.10	10	11.814

LSC

Bob Farr	88
Todd Hayward	87
Jake Lozon	86
Andrew Martin	82
Bob Lozon	81
Steve Zavitz	80
AVG	84.0
Team Score	504

DEL

Bob Lukings	92
Bruce Harrison	90
Rob Timmermans	82
John Emin	81
Kirby Bowman	79
Sergio Capote	79
AVG	83.8
Team Score	503

TWC

Cody Dunlop	87
Mike Vecchio	86
Paul Giles	82
Wade Bebuck	79
Jimi Dunlop	78
Taylor Babula	77
AVG	81.5
Team Score	489

FSQ

Scott Wing	85
Kyle Blashill	84
Mike Blashill	83
Brian Moeller	79
Mike Oakley	78
Dennis Farver	73
AVG	80.3
Team Score	482

OTV

Cody Wilson	85
Brian Sapezinskas	84
Ken Allan	83
Laurie Cook	79
Ryan Bremmers	78
Tex Wilson	73
AVG	80.3
Team Score	482

LCA

Steve Straub	84
Tony Filice	82
Rick Bissonnette	73
Neil Foster	72
Chris Palmer	70
	0
AVG	63.5
Team Score	381

2025-2026 CanAm

40 Attended All Events

Name	Club	Score
1 Bob Lukings	DEL	447
2 Todd Hayward	LSC	445
3 Mike Vecchio	TWC	442
4 Jake Lozon	LSC	440
5 Cody Dunlop	TWC	436
6 Tony Filice	LCA	433
7 John Emin	DEL	432
8 Bruce Harrison	DEL	427
9 Scott Wing	FSQ	424
10 Kirby Bowman	DEL	423
11 Paul Giles	TWC	422
12 Cody Wilson	OTV	421
13 Dennis Farver	FSQ	419
14 Jimi Dunlop	TWC	417
15 Taylor Babula	TWC	413
16 Brian Moeller	FSQ	408
17 David McDonald	DEL	405
18 Devon Babula	TWC	405
19 Wade Bebuck	TWC	399
20 Blake Ramsey	TWC	398
21 Dale Leeson	LSC	397
22 Cameron Ostrander	TWC	396
23 Camden Anderson	TWC	391
24 Jay Brueggeman	FSQ	389
25 Sergio Capote	DEL	385
26 Rob Timmermans	DEL	377
27 Laurie Cook	OTV	376
28 Eric Anderson	TWC	370
29 Cole Houle	TWC	366
30 Burt Powers	TWC	366
31 Ryan Bremmers	OTV	357
32 Nick Vurajic	DEL	357
33 Brandon Stevens	TWC	355
34 Tex Wilson	OTV	347
35 Tom Cowan	OTV	341

52 Missed 1 or More Events

Name	Club	Score
1 Andrew Martin	LSC	347
2 Brian Sapezinskis	OTV	337
3 Mike Oakley	FSQ	336
4 Steve Zavitz	LSC	334
5 Bob Farr	LSC	329
6 Darren Wilhelm	TWC	325
7 Mike Blashill	FSQ	324
8 Kyle Blashill	FSQ	320
9 Ken Allan	OTV	319
10 Tom Bowman	DEL	316
11 Paul Leboeuf	TWC	310
12 Jamie Dunlop	TWC	309
13 Bob Lozon	LSC	307
14 Steve Straub	LCA	306
15 Chris Palmer	LCA	305
16 Rick Bissonnette	LCA	299
17 Josh Mills	TWC	297
18 Neil Foster	LCA	297
19 Garry Vanhoucke	DEL	295
20 Rob Taggart	DEL	294
21 Cristian Stangherlin	OTV	292
22 Paul Robbins	FSQ	287
23 Chase Powers	TWC	286
24 Brad Martin	LSC	277
25 Daryl Smith	OTV	274
26 Cooper Bowman	DEL	268
27 Larry Sokolowski	FSQ	266
28 Kyle Ellis	TWC	262
29 Ben Leyva	TWC	257
30 Paul List	TWC	242
31 Dan Walsh	TWC	242
32 Dee McDonald	LCA	234
33 Clinton Ostrander	TWC	234
34 Maurice Skinner	DEL	230
35 Ted Noble	DEL	220

2025-2026 CanAm

40 Attended All Events cont.

Name	Club	Score
36 Brad Riddell	OTV	317
37 Kalye McDonald	TWC	294
38 Jim O'sullivan	OTV	293
39 Ryker McDonald	TWC	284
40 Carson Lamonte	TWC	255
41 0	0	0
42 0	0	0
43 0	0	0
44 0	0	0
45 0	0	0
46 0	0	0
47 0	0	0
48 0	0	0
49 0	0	0
50 0	0	0
51 0	0	0
52 0	0	0
53 0	0	0
54 0	0	0
55 0	0	0
56 0	0	0
57 0	0	0
58 0	0	0
59 0	0	0
60 0	0	0
61 0	0	0
62 0	0	0
63 0	0	0
64 0	0	0
65 0	0	0
66 0	0	0
67 0	0	0
68 0	0	0
69 0	0	0
70 0	0	0

52 Missed 1 or More Events cont.

Name	Club	Score
36 Tom Trenouth	LCA	215
37 Evan Firby	OTV	214
38 Jennifer Hadley	TWC	210
39 Larry Lozon	TWC	200
40 Joe Dubuque	TWC	200
41 Rick Szucsko	OTV	159
42 Brian Carrier	FSQ	156
43 Georgia Bowman	DEL	134
44 Max Debuck	TWC	131
45 Peter Hadley	TWC	128
46 Miles Jackman	TWC	123
47 Paul Veeke	DEL	83
48 Rob Patch	TWC	80
49 Shawn Davies	OTV	78
50 Brady Lewis	TWC	78
51 Jeff Older	OTV	75
52 Ashley Davies	OTV	72
53 0	0	0
54 0	0	0
55 0	0	0
56 0	0	0
57 0	0	0
58 0	0	0
59 0	0	0
60 0	0	0
61 0	0	0
62 0	0	0
63 0	0	0
64 0	0	0
65 0	0	0
66 0	0	0
67 0	0	0
68 0	0	0
69 0	0	0
70 0	0	0

2025-2026 CanAm

The shoot rating from hardest to easiest is determined by the average score of the top 20 shooters at each event. Also, as previously stated in this report the Station Rating is a combination of how many times a station was ran plus the average number of hits on the station at the given shoot.

Shoot Rating from Hardest to Easiest

How the Station Rate is determined

#of times ran	1.000
Station Avg	+ 0.562
Station Rating	1.562

Delaware	84.400	14	0	7	6	0	1	0	0
Twin Creek	86.000	13	0	5	5	2	1	0	0
Four Square	86.050	15	0	3	8	2	2	0	0
Lambton Sportsman	86.250	13	0	7	1	2	2	0	1
Lambton Conservation	91.750	13	0	0	4	6	2	1	0

	Avg of Top 20 Event Scores	# of stations at this shoot	Station Rate less than 1	Station Rate less than 10	Station Rate between 10 and 20	Station Rate between 20 and 30	Station Rate between 30 and 40	Station Rate greater than 50
Delaware	84.400	14	0	7	6	0	1	0
Twin Creek	86.000	13	0	5	5	2	1	0
Four Square	86.050	15	0	3	8	2	2	0
Lambton Sportsman	86.250	13	0	7	1	2	2	0
Lambton Conservation	91.750	13	0	0	4	6	2	1



CanAm League Stations

Rated Hardest to Easiest

Club	Station	Rating	Club	Station	Rating	Club	Station	Rating	Club	Station	Rating
1 TWC	Sta. 12	1.643	23 FSQ	Sta. 3	10.719	45 LCA	Sta. 1	18.782	67 LCA	Sta. 12	40.858
2 TWC	Sta. 7	1.677	24 LCA	Sta. 13	10.742	46 TWC	Sta. 6	18.791	68 LSC	Sta. 7	83.000
3 DEL	Sta. 2	2.718	25 FSQ	Sta. 11	10.770	47 LCA	Sta. 6	20.745			
4 LSC	Sta. 12	3.555	26 FSQ	Sta. 10	11.685	48 LCA	Sta. 11	22.816			
5 LSC	Sta. 9	3.602	27 DEL	Sta. 3	11.746	49 LCA	Sta. 9	24.796			
6 FSQ	Sta. 9	3.623	28 DEL	Sta. 10	11.814	50 LSC	Sta. 5	25.814			
7 TWC	Sta. 1	3.703	29 FSQ	Sta. 8	12.716	51 LSC	Sta. 13	25.819			
8 TWC	Sta. 11	4.675	30 DEL	Sta. 6	12.717	52 LCA	Sta. 7	25.835			
9 FSQ	Sta. 2	4.691	31 DEL	Sta. 7	13.671	53 FSQ	Sta. 13	25.867			
10 FSQ	Sta. 6	4.701	32 DEL	Sta. 4	13.825	54 TWC	Sta. 8	26.815			
11 LSC	Sta. 11	5.598	33 FSQ	Sta. 12	14.768	55 LCA	Sta. 2	27.821			
12 DEL	Sta. 9	5.744	34 FSQ	Sta. 7	14.771	56 FSQ	Sta. 5	27.828			
13 DEL	Sta. 14	6.585	35 LSC	Sta. 6	15.739	57 LCA	Sta. 5	27.832			
14 LSC	Sta. 4	6.671	36 TWC	Sta. 2	15.753	58 TWC	Sta. 9	28.849			
15 DEL	Sta. 8	7.661	37 LCA	Sta. 8	15.759	59 LSC	Sta. 8	30.803			
16 LSC	Sta. 2	7.727	38 TWC	Sta. 13	15.760	60 TWC	Sta. 5	30.827			
17 TWC	Sta. 10	7.742	39 TWC	Sta. 4	15.778	61 LCA	Sta. 3	30.833			
18 DEL	Sta. 5	7.766	40 FSQ	Sta. 14	16.768	62 LSC	Sta. 3	31.822			
19 LSC	Sta. 1	8.709	41 LCA	Sta. 4	16.770	63 DEL	Sta. 11	31.901			
20 LSC	Sta. 10	8.716	42 DEL	Sta. 13	16.823	64 LCA	Sta. 10	33.856			
21 DEL	Sta. 1	9.690	43 FSQ	Sta. 4	17.833	65 FSQ	Sta. 1	33.885			
22 DEL	Sta. 12	9.730	44 TWC	Sta. 3	18.766	66 FSQ	Sta. 15	35.883			

3 MAN SQUAD CHALLENGE

STARS



DIVISION

	Squad Member 1	Squad Member 2	Squad Member 3	Score	Ran Sta	1LossSta	Top 4 HS	Shtr +/-
Squad 3	Bob Lukings	Jake Lozon	David McDonald	1292	79	69	8	-2
Squad 2	Dennis Farver	Todd Hayward	Bruce Harrison	1291	85	65	8	-8

3 MAN SQUAD CHALLENGE

LEAFS



DIVISION

	Squad Member 1	Squad Member 2	Squad Member 3	Score	Ran Sta	1LossSta	Top 4 HS	Shtr +/-
Squad 5	Cody Dunlop	Jimi Dunlop	Jamie Dunlop	1162	63	58	8	-14
Squad 7	Cody Wilson	Cristian Stangherlin	Tex Wilson	1060	39	56	7	0
Squad 4	Dale Leeson	Steve Zavitz	Bob Lozon	1038	48	48	4	0

3 MAN SQUAD CHALLENGE

BARS



DIVISION

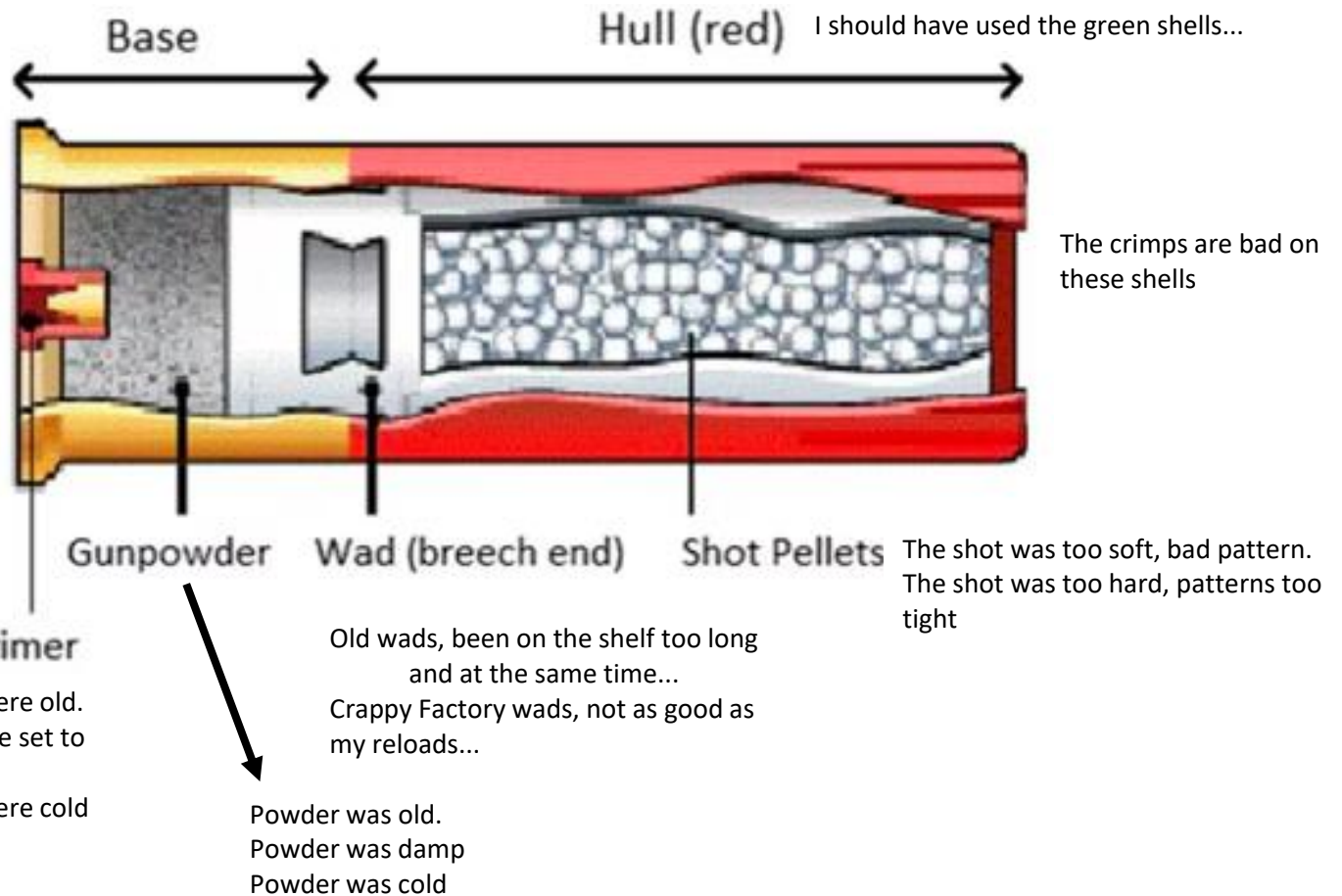
	Squad Member 1	Squad Member 2	Squad Member 3	Score	Ran Sta	1LossSta	Top 4 HS	Shtr +/-
Squad 1	Ben Leyva	Paul Giles	Darren Wilhelm	1004	54	51	7	-2
Squad 6	Scott Wing	Mike Oakley	Brian Carrier	916	54	47	12	1

End of the Report? Not quite, this year the report will end with

Reasons For Missed Targets

Shotgun Shell Anatomy

I normally shoot high brass, I normally shoot low brass. This brass ain't even brass... These shells did not get sized right.



Reasons For Missed Targets

Shooter A:

I think I was over that one
I think I was below that one

Shooter B:

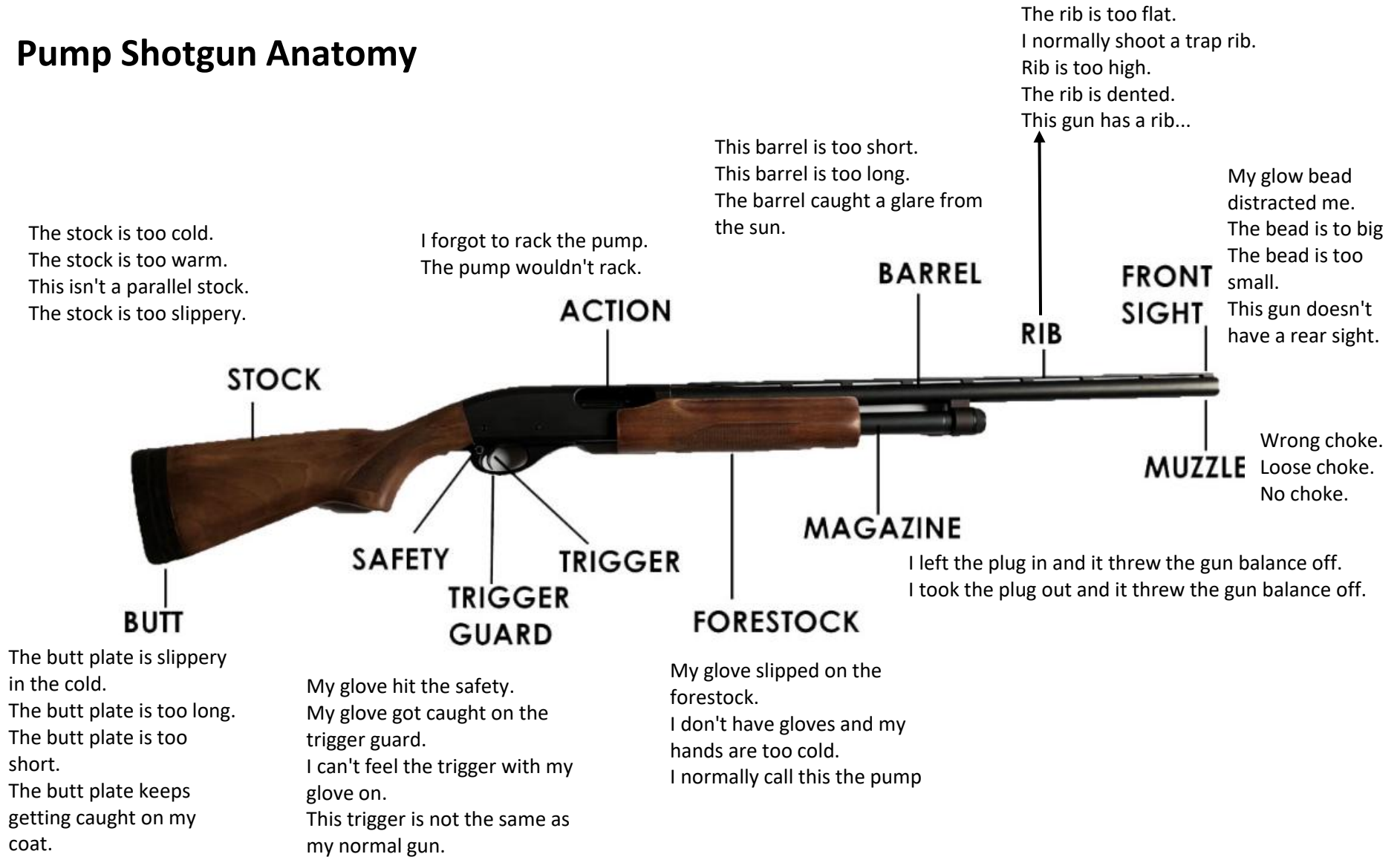
Nah.. You were below it
Nah.. You were over it

Shooter C:

You were OVERNEATH!

Reasons For Missed Targets

Pump Shotgun Anatomy



See, this is why I shoot a Semi-Auto. There is too much to think about with a pump shotgun....

Reasons For Missed Targets

Semi-Auto Shotgun Anatomy



See, this is why I shoot an Over/Under. There is too much to think about on autos and pumps....

Reasons For Missed Targets

Semi-Auto Shotgun Anatomy

The stock is not adjustable.
The stock is out of adjustment.
This is a parallel stock.
The wood just isn't nice enough.
The wood is too nice for shooting.
The wood is too shiny
The wood needs to be refinished.
There's not enough cast.
There is too much cast.

I had the wrong barrel selected.
I loaded the wrong barrel first.
The tang was in my sight plain.
The safety resets itself.
The safety doesn't reset itself.
I didn't position my shells when I loaded them.

I normally shoot a flat rib.
I normally shoot a mid rib.
I normally shoot a high rib.
The mid bead is loose.
The mid bead is too small.
The mid bead is too big.
The mid bead is missing.

My glow bead distracted me.
The bead is too big
The bead is too small.
This gun doesn't have a bead
The mid bead didn't line up good with the front bead.



The butt plate is slippery in the cold.
The butt plate is too long.
The butt plate is too short.
The butt plate keeps getting caught on my coat.
The length of pull is off.
Too much pitch.
Not enough pitch.
The balance weight is too heavy.
The balance weight is too light.
This gun doesn't have a balance weight...

I normally shoot a straighthand grip.
I normally shoot a pistol grip.
I normally shoot a woodward grip.
I normally shoot a Prince of Wales grip.
I normally shoot a Semi-pistol grip (round knob/pommel)
The palm swell is too big.
The palm swell is too small.
The checkering is too sharp.
The checkering is too dull
The trigger pull has fallen out of adjustment.
The trigger feels sloppy.
The trigger guard is too big
The trigger guard is too small.

The hinge pin needs to be greased.
The gun doesn't balance at the hinge pin.
The hinge opens too fast.
The hinge opens too slow.
This receiver is blued.
This receiver has a nickel finish.
This receiver is too shiny.
This receiver is matte.
The ejectors aren't working right.
This gun doesn't have ejectors.

I normally shoot a Beaver Tail forearm.
I normally shoot a Semi Beaver Tail forearm.
I normally shoot a Schnabel forearm.
I prefer the Splinter forearm.
The balance weights are rattling around.
The balance weights are too heavy.
The balance weights are too light.
This gun doesn't have balance weights.
Wood doesn't match the stock.
Wood is loose.
Forearm release is loose.

Choke too tight in the top barrel.
Choke too open for the top barrel
One choke too loose.
Both chokes too loose.
Chokes too heavy, the gun doesn't stop swinging.
Chokes too light, gun swings too fast.
Wrong choke combo.
Wrong brand of chokes.

I simply didn't spend enough money on my over/under

2025-2026 CanAm

Did I "miss" any reasons gang? You be sure and let me know if I did!

The Weather

It was too cloudy

The clouds moved and the sun came out it changed the lighting

It was too sunny

The wind is blowing the targets around too much

The wind is blowing my shot around

The wind is blowing the shot and the targets around too much

There is no wind its messing me up

It's too cold for this crap!

My foot slipped because the stand is icy

Can't move my fingers

That target did not stop when my gun did

Its too warm for shooting




I was looking at the bead

You slow pulled me

I didn't call for the target

I wasn't ready when I called pull

2025-2026 CanAm

		 WELCOME CANAM SHOOTERS 												
Shooter	Club	Score	Shooter	Club	Score	Shooter	Club	Score	Shooter	Club	Score	Shooter	Club	Score
1 Bob Lukings	DEL	92	26 Makayla Blashill	O	79	51 Neil Foster	LCA	72	76					101
2 Andrew W	O	92	27 Jimi Dunlop	TWC	78	52 Ted Noble	DEL	72	77					102
3 Bruce Harrison	DEL	90	28 Mike Oakley	FSQ	78	53 Cooper Bowman	DEL	71	78					103
4 Bob Farr	LSC	88	29 Taylor Babula	TWC	77	54 Chris Palmer	LCA	70	79					104
5 Cody Dunlop	TWC	87	30 Cameron Ostrander	TWC	77	55 Paul Leboeuf	TWC	70	80					105
6 Todd Hayward	LSC	87	31 Blake Ramsey	TWC	76	56 Tom Cowan	OTV	69	81					106
7 Cody Wilson	OTV	87	32 David McDonald	DEL	76	57 Robbie Gray	O	69	82					107
8 Jake Lozon	LSC	86	33 Camden Anderson	TWC	76	58 Daryl Smith	OTV	68	83					108
9 Mike Vecchio	TWC	86	34 Tom Bowman	DEL	75	59 Eric Anderson	TWC	67	84					109
10 Scott Wing	FSQ	85	35 Chris Bourdeau	O	75	60 Devon Babula	TWC	66	85					110
11 Kyle Blashill	FSQ	84	36 Cole Houle	TWC	74	61 Brad Martin	LSC	66	86					111
12 Ernie Roberts	LCA	84	37 Ken Allan	OTV	74	62 Joe Dubuque	TWC	65	87					112
13 Mike Blashill	FSQ	83	38 Garry Vanhoucke	DEL	74	63 Tyler Gray	O	64	88					113
14 Paul Giles	TWC	82	39 Maurice Skinner	DEL	74	64 Brad Ridde II	OTV	60	89					114
15 Rob Timmermans	DEL	82	40 Rob Taggart	DEL	74	65 Jim O'sullivan	OTV	60	90					115
16 Andrew Martin	LSC	82	41 Dennis Farver	FSQ	73	66 Carson Lamonte	TWC	59	91					116
17 Tony Filice	LCA	82	42 Brandon Stevens	TWC	73	67 Kaye McDonald	TWC	56	92					117
18 John Emin	DEL	81	43 Jay Brueggeman	FSQ	73	68 Dave	O	56	93					118
19 Bob Lozon	LSC	81	44 Laurie Cook	OTV	73	69 Abby Allen	O	53	94					119
20 Steve Zavitz	LSC	80	45 Dale Leeson	LSC	73	70 Ryker McDonald	TWC	50	95					120
21 Kirby Bowman	DEL	79	46 Rick Bissonnette	LCA	73	71			96					121
22 Brian Moeller	FSQ	79	47 Burt Powers	TWC	73	72			97					122
23 Wade Bebeck	TWC	79	48 Ryan Bremmers	OTV	72	73			98					123
24 Sergio Capote	DEL	79	49 Nick Vurajic	DEL	72	74			99					124
25 Brian Sapezinkas	OTV	79	50 Tex Wilson	OTV	72	75			100					125

These scores are from everyone who turned in a scorecard at the Twin Creek Event. Non league shooters are listed here but not in the official results.