



# 2025-2026 CanAm



						
<b>Team Standings Overall</b>	7-Dec-25 <b>LCA</b> TWC 550 DEL 540 -10 LSC 524 -26 OTV 520 -30 FSQ 497 -53 LCA 495 -55	4-Jan-26 <b>LSC</b> TWC 1066 DEL 1051 -15 LSC 1030 -36 FSQ 991 -75 OTV 985 -81 LCA 957 -109	1-Mar-26 <b>TWC</b> TWC 1593 DEL 1551 -42 LSC 1515 -78 FSQ 1493 -100 OTV 1418 -175 LCA 1410 -183	29-Mar-26 <b>FSQ</b>	12-Apr-26 <b>DEL</b>	3-May-26 <b>OTV</b>
<b>Team Standings by Shoot</b>	TWC 550 DEL 540 LSC 524 OTV 520 FSQ 497 LCA 495	TWC 516 DEL 511 -5 LSC 506 -10 FSQ 494 -22 OTV 465 -51 LCA 462 -54	TWC 527 FSQ 502 -25 DEL 500 -27 LSC 485 -42 LCA 453 -74 OTV 433 -94			

## League Entries 92

<b>High Score</b>	96	93	95
<b>Shoot Entries</b>	81	82	77
<b>Overall Shooter Avg</b>	80	74	75
<b>Top 12 Shooter Avg</b>	93	88	88

### Individual Standings - Top 6

Cody Dunlop	TWC	271
Todd Hayward	LSC	271
Bob Lukings	DEL	269
Jake Lozon	LSC	268
Mike Vecchio	TWC	267
John Emin	DEL	265



### Individual Standings Second - 6

Dennis Farver	FSQ	263
Tony Filice	LCA	262
Scott Wing	FSQ	259
Kirby Bowman	DEL	258
Devon Babula	TWC	258
David McDonald	DEL	255

### Individual Standings - Ladies

Jamie Dunlop	TWC	235
Laurie Cook	OTV	228
Jennifer Hadley	TWC	210
Georgia Bowman	DEL	134
Ashley Davies	OTV	72



### Individual Standings - Sub Gauge

Ryker McDonald	TWC	176
Max Debuck	TWC	80



### Individual Standings - Junior

Ryker McDonald	TWC	176
Carson Lamonte	TWC	144
Max Debuck	TWC	80
Ashley Davies	OTV	72



### Individual Standings - Veterans

Scott Wing	FSQ	259
David McDonald	DEL	255
Dale Leeson	LSC	240
Rick Bissonnette	LCA	226
Bob Lozon	LSC	226







# 2025-2026 CanAm

## Highest Shooting Average\*

Cody Dunlop	TWC	.903
Todd Hayward	LSC	.903
Bob Lukings	DEL	.897
Jake Lozon	LSC	.893
Mike Vecchio	TWC	.890
Ben Leyva	TWC	.885
John Emin	DEL	.883
Steve Zavitz	LSC	.880
Andrew Martin	LSC	.880
Mike Oakley	FSQ	.880
Dennis Farver	FSQ	.877
Tony Filice	LCA	.873
Scott Wing	FSQ	.863
Kirby Bowman	DEL	.860
Devon Babula	TWC	.860

## Most Ran Stations

Todd Hayward	LSC	21
Jake Lozon	LSC	19
Cody Dunlop	TWC	19
Mike Vecchio	TWC	19
Devon Babula	TWC	19
Bob Lukings	DEL	18
Dennis Farver	FSQ	18
Kirby Bowman	DEL	17
Tony Filice	LCA	17
Scott Wing	FSQ	15
David McDonald	DEL	15
Jimi Dunlop	TWC	14
Ben Leyva	TWC	13
Bruce Harrison	DEL	13
John Emin	DEL	13

## Most Consecutively Ran Stations\*\*

Ben Leyva	TWC	6
Mike Oakley	FSQ	6
Todd Hayward	LSC	5
Bob Lukings	DEL	4
Cody Dunlop	TWC	4
Bruce Harrison	DEL	4
Kirby Bowman	DEL	4
Mike Vecchio	TWC	4
Rick Szucsko	OTV	4
David McDonald	DEL	4
Tom Bowman	DEL	4
Devon Babula	TWC	4
Taylor Babula	TWC	4
Jimi Dunlop	TWC	4
Tony Filice	LCA	4

## Most 1 Loss Stations

John Emin	DEL	18
Jay Brueggeman	FSQ	17
Paul Giles	TWC	16
Rick Bissonnette	LCA	16
Scott Wing	FSQ	15
Cody Dunlop	TWC	14
Paul List	TWC	14
Bob Lukings	DEL	13
Nick Vurajic	DEL	13
Camden Anderson	TWC	13
Cody Wilson	OTV	13
Cameron Ostrander	TWC	13
Clinton Ostrander	TWC	13
Bruce Harrison	DEL	12
Brian Moeller	FSQ	12

## Most 2 Loss Stations

Ryan Bremmers	OTV	14
Chris Palmer	LCA	14
Tom Bowman	DEL	13
Sergio Capote	DEL	13
Dale Leeson	LSC	12
Brandon Stevens	TWC	11
Cole Houle	TWC	11
Tom Cowan	OTV	11
Chase Powers	TWC	11
Taylor Babula	TWC	11
Josh Mills	TWC	11
Blake Ramsey	TWC	10
Laurie Cook	OTV	10
Larry Lozon	TWC	10
Bob Farr	LSC	10

## Most 2 Hit Stations

Kalye McDonald	TWC	4
Jim O'sullivan	OTV	4
Max Debuck	TWC	4
Larry Sokolowski	FSQ	3
Ryker McDonald	TWC	3
Camden Anderson	TWC	3
Carson Lamonte	TWC	3
Brandon Stevens	TWC	2
Georgia Bowman	DEL	2
Cristian Stangherlin	OTV	2
Kyle Ellis	TWC	2
Brad Riddell	OTV	2
Jennifer Hadley	TWC	2
Blake Ramsey	TWC	1
Cole Houle	TWC	1

## Most 1 Hit Stations

Carson Lamonte	TWC	4
Larry Sokolowski	FSQ	2
Devon Babula	TWC	2
Max Debuck	TWC	2
Tom Cowan	OTV	1
Larry Lozon	TWC	1
Ryker McDonald	TWC	1
Kalye McDonald	TWC	1
Nick Vurajic	DEL	1
Burt Powers	TWC	1
Tex Wilson	OTV	1
Jamie Dunlop	TWC	1
Tom Trenouth	LCA	1
Peter Hadley	TWC	1
Miles Jackman	TWC	1

## Most Improved Shooters\*\*\*

Larry Sokolowski	FSQ	16
Ryker McDonald	TWC	16
Paul Robbins	FSQ	14
Kyle Blashill	FSQ	13
Blake Ramsey	TWC	13
Dan Walsh	TWC	12
Devon Babula	TWC	11
Jennifer Hadley	TWC	10
Brandon Stevens	TWC	9
Carson Lamonte	TWC	9
Burt Powers	TWC	8
Tex Wilson	OTV	8
Daryl Smith	OTV	8
Mike Oakley	FSQ	8
Dale Leeson	LSC	7

\* This stat is the shooter's average based on the number of targets for the events the shooter has attended.

\*\* This stat is not entirely accurate. I do not have the ability to know which station each shooter started on. Without that information there is no way to determine precisely how many stations were ran consecutively. That said, this stat is tracked as if everybody started on Station 1 at each shoot. It will continue to accumulate from one shoot to another. For example, if a shooter ran the last two stations on shoot #1 and the first two stations on shoot #2 then dropped a target on shoot #2 station #3 this would count as four consecutively ran stations. \*\*\* Explantion for Most Improved Shooter is near the end of this report.

# 2025-2026 CanAm

Four Square Team Top 6 Scores at Each Shoot and Team Top 15 Stats

Total # of Team Shooters: 10

Team Report



LCA Shoot #1		LSC Shoot #2		TWC Shoot #3		FSQ Shoot #4	
Dennis Farver	92	Mike Oakley	93	Scott Wing	89		
Scott Wing	92	Dennis Farver	84	Dennis Farver	87		
Brian Moeller	92	Mike Blashill	81	Kyle Blashill	83		
Jay Brueggeman	79	Jay Brueggeman	79	Mike Oakley	83		
Kyle Blashill	75	Brian Carrier	79	Brian Moeller	81		
Paul Robbins	67	Scott Wing	78	Jay Brueggeman	79		
<b>Team Total</b>	<b>497</b>	<b>Team Total</b>	<b>494</b>	<b>Team Total</b>	<b>502</b>	<b>Team Total</b>	
<b>Team Avg.</b>	<b>82.8</b>	<b>Team Avg.</b>	<b>82.3</b>	<b>Team Avg.</b>	<b>83.7</b>	<b>Team Avg.</b>	

DEL Shoot #5

OTV Shoot #6

Team Top 6

Total Shooters at Each Event

Dennis Farver	263	LCA	7
Scott Wing	259	LSC	9
Brian Moeller	245	TWC	9
Jay Brueggeman	237	FSQ	
Paul Robbins	215	DEL	
Larry Sokolowski	186	OTV	

**Team Total**  
**Team Avg.**

**Team Total**  
**Team Avg.**

Team Top 15 Shooter Stats		Ran	1 Loss	2 Loss	0-Hit	Consecutively	Top 4 HS	League
Shooter Name	League Score / Avg	Sta. / Avg	Sta. / Avg	Sta. / Avg	Sta. / Avg	Ran Sta. / Avg	Sta. /Avg	+/-
Dennis Farver	<b>263</b> .877	<b>18</b> .462	<b>11</b> .282	<b>5</b> .128	<b>0</b> .000	<b>3</b> .077	<b>1</b> .026	<b>0</b>
Scott Wing	<b>259</b> .863	<b>15</b> .385	<b>15</b> .385	<b>3</b> .077	<b>0</b> .000	<b>2</b> .051	<b>5</b> .128	<b>2</b>
Brian Moeller	<b>245</b> .817	<b>11</b> .282	<b>12</b> .308	<b>9</b> .231	<b>0</b> .000	<b>3</b> .077	<b>1</b> .026	<b>-6</b>
Jay Brueggeman	<b>237</b> .790	<b>6</b> .154	<b>17</b> .436	<b>7</b> .179	<b>0</b> .000	<b>1</b> .026	<b>1</b> .026	<b>5</b>
Paul Robbins	<b>215</b> .717	<b>9</b> .231	<b>6</b> .154	<b>8</b> .205	<b>0</b> .000	<b>2</b> .051	<b>0</b> .000	<b>14</b>
Larry Sokolowski	<b>186</b> .620	<b>4</b> .103	<b>5</b> .128	<b>9</b> .231	<b>0</b> .000	<b>1</b> .026	<b>1</b> .026	<b>16</b>
Mike Oakley	<b>176</b> .587	<b>10</b> .256	<b>12</b> .000	<b>1</b> .026	<b>0</b> .000	<b>6</b> .154	<b>2</b> .051	<b>8</b>
Kyle Blashill	<b>158</b> .527	<b>4</b> .103	<b>9</b> .231	<b>9</b> .231	<b>0</b> .000	<b>1</b> .026	<b>0</b> .000	<b>13</b>
Mike Blashill	<b>154</b> .513	<b>5</b> .128	<b>7</b> .000	<b>6</b> .154	<b>0</b> .000	<b>1</b> .026	<b>0</b> .000	<b>-2</b>
Brian Carrier	<b>79</b> .263	<b>4</b> .103	<b>3</b> .000	<b>3</b> .077	<b>0</b> .000	<b>2</b> .051	<b>0</b> .000	<b>5</b>

# 2025-2026 CanAm

## Twin Creek Team Top 6 Scores at Each Shoot and Team Top 15 Stats

Total # of Team Shooters: 35

Team Report



LCA Shoot #1		LSC Shoot #2		TWC Shoot #3		FSQ Shoot #4	
Mike Vecchio	93	Cody Dunlop	91	Devon Babula	95		
Ben Leyva	92	Mike Vecchio	89	Cody Dunlop	89		
Camden Anderson	92	Paul Giles	86	Dan Walsh	87		
Cody Dunlop	91	Ben Leyva	85	Blake Ramsey	86		
Paul List	91	Darren Wilhelm	84	Mike Vecchio	85		
Jimi Dunlop	91	Jimi Dunlop	81	Cameron Ostrander	85		
<b>Team Total</b>	<b>550</b>	<b>Team Total</b>	<b>516</b>	<b>Team Total</b>	<b>527</b>	<b>Team Total</b>	
<b>Team Avg.</b>	<b>91.7</b>	<b>Team Avg.</b>	<b>86.0</b>	<b>Team Avg.</b>	<b>87.8</b>	<b>Team Avg.</b>	

DEL Shoot #5		OTV Shoot #6		Team Top 6		Total Shooters at Each Event	
				Cody Dunlop	271	LCA	30
				Mike Vecchio	267	LSC	33
				Devon Babula	258	TWC	32
				Taylor Babula	252	FSQ	
				Jimi Dunlop	251	DEL	
				Paul Giles	250	OTV	

**Team Total**  
**Team Avg.**

**Team Total**  
**Team Avg.**

Team Top 15 Shooter Stats		Ran		1 Loss		2 Loss		0-Hit		Consecutively		Top 4 HS		League
Shooter Name	League Score / Avg	Sta. / Avg	Sta. / Avg	Sta. / Avg	Sta. / Avg	Sta. / Avg	Sta. / Avg	Sta. / Avg	Sta. / Avg	Sta. / Avg	Sta. / Avg	Sta. / Avg	Sta. / Avg	+/-
Cody Dunlop	271 .903	19 .487	14 .359	3 .077	0 .000	4 .103	3 .077	3						
Mike Vecchio	267 .890	19 .487	9 .231	9 .231	0 .000	4 .103	2 .051	-3						
Devon Babula	258 .860	19 .487	11 .282	3 .077	0 .000	4 .103	3 .077	11						
Taylor Babula	252 .840	12 .308	11 .282	11 .282	0 .000	4 .103	2 .051	-3						
Jimi Dunlop	251 .837	14 .359	10 .256	8 .205	0 .000	4 .103	2 .051	-7						
Paul Giles	250 .833	10 .256	16 .410	7 .179	0 .000	3 .077	1 .026	3						
Darren Wilhelm	245 .817	11 .282	10 .256	10 .256	0 .000	2 .051	2 .051	2						
Paul List	242 .807	12 .308	14 .359	3 .077	0 .000	2 .051	3 .077	-12						
Blake Ramsey	241 .803	12 .308	8 .205	10 .256	0 .000	2 .051	1 .026	13						
Cameron Ostrander	241 .803	10 .256	13 .333	7 .179	0 .000	4 .103	2 .051	4						
Paul Leboeuf	240 .800	11 .282	11 .282	7 .179	0 .000	3 .077	2 .051	3						
Wade Bebeck	237 .790	10 .256	10 .256	9 .231	0 .000	2 .051	2 .051	3						
Camden Anderson	237 .790	9 .231	13 .333	9 .231	0 .000	2 .051	1 .026	-6						
Jamie Dunlop	235 .783	11 .282	8 .205	6 .154	0 .000	4 .103	1 .026	-2						
Clinton Ostrander	234 .780	9 .231	13 .333	7 .179	0 .000	2 .051	1 .026	1						

# 2025-2026 CanAm

LSC Team Top 6 Scores at Each Shoot and Team Top 15 Stats

Total # of Team Shooters: 8

Team Report



LCA Shoot #1		LSC Shoot #2		TWC Shoot #3		FSQ Shoot #4	
Andrew Martin	96	Todd Hayward	91	Todd Hayward	91		
Steve Zavitz	90	Jake Lozon	89	Jake Lozon	90		
Jake Lozon	89	Steve Zavitz	86	Dale Leeson	81		
Todd Hayward	89	Dale Leeson	80	Bob Farr	80		
Bob Farr	81	Bob Farr	80	Bob Lozon	73		
Dale Leeson	79	Andrew Martin	80	Brad Martin	70		
<b>Team Total</b>	<b>524</b>	<b>Team Total</b>	<b>506</b>	<b>Team Total</b>	<b>485</b>	<b>Team Total</b>	
<b>Team Avg.</b>	<b>87.3</b>	<b>Team Avg.</b>	<b>84.3</b>	<b>Team Avg.</b>	<b>80.8</b>	<b>Team Avg.</b>	

DEL Shoot #5	OTV Shoot #6	Team Top 6	Total Shooters at Each Event
		Todd Hayward	LCA 7
		Jake Lozon	LSC 8
		Bob Farr	TWC 6
		Dale Leeson	FSQ
		Bob Lozon	DEL
		Steve Zavitz	OTV

**Team Total**  
**Team Avg.**

Team Top 15 Shooter Stats	Ran	1 Loss	2 Loss	0-Hit	Consecutively	Top 4 HS	League	
Shooter Name	League Score / Avg	Sta. / Avg	Sta. / Avg	Sta. / Avg	Ran Sta. / Avg	Sta. / Avg	+/-	
Todd Hayward	271 .903	21 .538	12 .308	1 .026	0 .000	5 .128	0 .000	7
Jake Lozon	268 .893	19 .487	11 .282	7 .179	0 .000	3 .077	0 .000	6
Bob Farr	241 .803	9 .231	12 .308	10 .256	0 .000	2 .051	0 .000	4
Dale Leeson	240 .800	8 .205	12 .308	12 .308	0 .000	2 .051	1 .026	7
Bob Lozon	226 .753	9 .231	8 .205	9 .231	0 .000	2 .051	0 .000	-1
Steve Zavitz	176 .587	12 .308	8 .205	3 .077	0 .000	3 .077	1 .026	2
Andrew Martin	176 .587	13 .333	8 .205	2 .051	0 .000	3 .077	3 .077	-10
Brad Martin	139 .463	2 .051	8 .205	4 .103	0 .000	1 .026	0 .000	-5

# 2025-2026 CanAm

## Otter Valley Team Top 6 Scores at Each Shoot and Team Top 15 Stats

Total # of Team Shooters: 16

Team Report



LCA Shoot #1		LSC Shoot #2		TWC Shoot #3		FSQ Shoot #4	
Brian Sapezinskas	91	Laurie Cook	85	Ken Allan	79		
Cody Wilson	90	Cody Wilson	82	Cody Wilson	78		
Rick Szucsko	85	Brian Sapezinskas	79	Tex Wilson	73		
Ken Allan	85	Daryl Smith	75	Evan Firby	69		
Ryan Bremmers	85	Rick Szucsko	74	Cristian Stangherlin	67		
Cristian Stangherlin	84	Tom Cowan	70	Daryl Smith	67		
<b>Team Total</b>	<b>520</b>	<b>Team Total</b>	<b>465</b>	<b>Team Total</b>	<b>433</b>	<b>Team Total</b>	
<b>Team Avg.</b>	<b>86.7</b>	<b>Team Avg.</b>	<b>77.5</b>	<b>Team Avg.</b>	<b>72.2</b>	<b>Team Avg.</b>	

DEL Shoot #5	OTV Shoot #6	Team Top 6	Total Shooters at Each Event
		Cody Wilson 250	LCA 16
		Laurie Cook 228	LSC 11
		Cristian Stangherlin 221	TWC 11
		Ryan Bremmers 212	FSQ
		Tex Wilson 211	DEL
		Tom Cowan 206	OTV
<b>Team Total</b>	<b>Team Total</b>		
<b>Team Avg.</b>	<b>Team Avg.</b>		

Team Top 15 Shooter Stats	Ran	1 Loss	2 Loss	0-Hit	Consecutively	Top 4 HS	League
Shooter Name League Score / Avg	Sta. / Avg	Sta. / Avg	Sta. / Avg	Sta. / Avg	Ran Sta. / Avg	Sta. / Avg	+/-
Cody Wilson 250 .833	12 .308	13 .333	8 .205	0 .000	3 .077	2 .051	-7
Laurie Cook 228 .760	8 .205	11 .282	10 .256	0 .000	2 .051	0 .000	-12
Cristian Stangherlin 221 .737	10 .256	6 .154	9 .231	0 .000	3 .077	1 .026	-12
Ryan Bremmers 212 .707	5 .128	5 .128	14 .359	0 .000	1 .026	1 .026	-17
Tex Wilson 211 .703	4 .103	11 .282	8 .205	0 .000	1 .026	1 .026	8
Tom Cowan 206 .687	4 .103	5 .128	11 .282	0 .000	1 .026	0 .000	-9
Daryl Smith 206 .687	5 .128	6 .154	10 .256	0 .000	2 .051	0 .000	8
Brad Riddell 197 .657	3 .077	5 .128	8 .205	0 .000	1 .026	0 .000	-4
Jim O'sullivan 179 .597	3 .077	7 .179	5 .128	1 .026	1 .026	0 .000	-9
Brian Sapezinskas 170 .567	12 .308	4 .103	6 .154	0 .000	4 .103	4 .103	-6
Ken Allan 164 .547	9 .231	5 .128	6 .154	0 .000	2 .051	1 .026	-1
Rick Szucsko 159 .530	9 .231	5 .128	5 .128	0 .000	4 .103	1 .026	-5
Evan Firby 146 .487	2 .051	7 .179	8 .205	0 .000	1 .026	0 .000	-3
Shawn Davies 78 .260	1 .026	7 .179	1 .026	0 .000	1 .026	0 .000	0
Jeff Older 75 .250	1 .026	3 .077	6 .154	0 .000	1 .026	0 .000	0

# 2025-2026 CanAm

## LCA Team Top 6 Scores at Each Shoot and Team Top 15 Stats

Total # of Team Shooters: 7

Team Report



LCA Shoot #1		LSC Shoot #2	
Tony Filice	93	Tony Filice	83
Dee McDonald	85	Chris Palmer	78
Chris Palmer	83	Neil Foster	77
Rick Bissonnette	78	Rick Bissonnette	76
Ernie Roberts	78	Dee McDonald	74
Tom Trenouth	78	Ernie Roberts	74
<b>Team Total</b>	<b>495</b>	<b>Team Total</b>	<b>462</b>
<b>Team Avg.</b>	<b>82.5</b>	<b>Team Avg.</b>	<b>77.0</b>

TWC Shoot #3	
Tony Filice	86
Dee McDonald	75
Chris Palmer	74
Tom Trenouth	74
Rick Bissonnette	72
Neil Foster	72
<b>Team Total</b>	<b>453</b>
<b>Team Avg.</b>	<b>75.5</b>

FSQ Shoot #4	
<b>Team Total</b>	
<b>Team Avg.</b>	

DEL Shoot #5		OTV Shoot #6	
<b>Team Total</b>		<b>Team Total</b>	
<b>Team Avg.</b>		<b>Team Avg.</b>	

Team Top 6	
Tony Filice	262
Chris Palmer	235
Dee McDonald	234
Rick Bissonnette	226
Ernie Roberts	222
Tom Trenouth	215

Total Shooters at Each Event	
LCA	6
LSC	7
TWC	7
FSQ	
DEL	
OTV	

Team Top 15 Shooter Stats		Ran	1 Loss	2 Loss	0-Hit	Consecutively	Top 4 HS	League
Shooter Name	League Score / Avg	Sta. / Avg	Sta. / Avg	Sta. / Avg	Sta. / Avg	Ran Sta. / Avg	Sta. /Avg	+/-
Tony Filice	<b>262</b> .873	<b>17</b> .436	<b>10</b> .256	<b>8</b> .205	<b>0</b> .000	<b>4</b> .103	<b>2</b> .051	<b>-2</b>
Chris Palmer	<b>235</b> .783	<b>7</b> .179	<b>10</b> .256	<b>14</b> .359	<b>0</b> .000	<b>2</b> .051	<b>0</b> .000	<b>-4</b>
Dee McDonald	<b>234</b> .780	<b>11</b> .282	<b>8</b> .205	<b>9</b> .231	<b>0</b> .000	<b>3</b> .077	<b>1</b> .026	<b>-5</b>
Rick Bissonnette	<b>226</b> .753	<b>4</b> .103	<b>16</b> .410	<b>6</b> .154	<b>0</b> .000	<b>2</b> .051	<b>1</b> .026	<b>-1</b>
Ernie Roberts	<b>222</b> .740	<b>9</b> .231	<b>8</b> .205	<b>6</b> .154	<b>0</b> .000	<b>2</b> .051	<b>0</b> .000	<b>-3</b>
Tom Trenouth	<b>215</b> .717	<b>7</b> .179	<b>10</b> .256	<b>4</b> .103	<b>0</b> .000	<b>2</b> .051	<b>0</b> .000	<b>1</b>
Neil Foster	<b>149</b> .497	<b>2</b> .051	<b>9</b> .231	<b>6</b> .154	<b>0</b> .000	<b>1</b> .026	<b>0</b> .000	<b>-3</b>

# 2025-2026 CanAm

## Delaware Team Top 6 Scores at Each Shoot and Team Top 15 Stats

Total # of Team Shooters: 16

Team Report



LCA Shoot #1		LSC Shoot #2	
Bob Lukings	95	David McDonald	89
Kirby Bowman	92	John Emin	88
John Emin	92	Tom Bowman	87
Bruce Harrison	91	Kirby Bowman	86
David McDonald	86	Bob Lukings	85
Maurice Skinner	84	Bruce Harrison	76
<b>Team Total</b>	<b>540</b>	<b>Team Total</b>	<b>511</b>
<b>Team Avg.</b>	<b>90.0</b>	<b>Team Avg.</b>	<b>85.2</b>

TWC Shoot #3	
Bob Lukings	89
John Emin	85
Bruce Harrison	84
Sergio Capote	82
Kirby Bowman	80
David McDonald	80
<b>Team Total</b>	<b>500</b>
<b>Team Avg.</b>	<b>83.3</b>

FSQ Shoot #4	
<b>Team Total</b>	
<b>Team Avg.</b>	

DEL Shoot #5	OTV Shoot #6
<b>Team Total</b>	<b>Team Total</b>
<b>Team Avg.</b>	<b>Team Avg.</b>

Team Top 6	
Bob Lukings	269
John Emin	265
Kirby Bowman	258
David McDonald	255
Bruce Harrison	251
Tom Bowman	241

Total Shooters at Each Event	
LCA	15
LSC	14
TWC	12
FSQ	
DEL	
OTV	

Team Top 15 Shooter Stats	Ran	1 Loss	2 Loss	0-Hit	Consecutively	Top 4 HS	League	
Shooter Name	League Score / Avg	Sta. / Avg	Sta. / Avg	Sta. / Avg	Ran Sta. / Avg	Sta. /Avg	+/-	
Bob Lukings	269 .897	18 .462	13 .333	6 .154	0 .000	4 .103	4 .103	-1
John Emin	265 .883	13 .333	18 .462	7 .179	0 .000	3 .077	3 .077	-2
Kirby Bowman	258 .860	17 .436	11 .282	6 .154	0 .000	4 .103	1 .026	-7
David McDonald	255 .850	15 .385	12 .308	5 .128	0 .000	4 .103	2 .051	-1
Bruce Harrison	251 .837	13 .333	12 .308	9 .231	0 .000	4 .103	4 .103	-2
Tom Bowman	241 .803	10 .256	9 .231	13 .333	0 .000	4 .103	1 .026	-1
Sergio Capote	233 .777	8 .205	10 .256	13 .333	0 .000	2 .051	2 .051	7
Rob Timmermans	224 .747	8 .205	8 .205	10 .256	0 .000	2 .051	1 .026	-9
Rob Taggart	220 .733	7 .179	10 .256	9 .231	1 .026	3 .077	0 .000	5
Nick Vurajic	213 .710	5 .128	13 .333	4 .103	0 .000	2 .051	0 .000	1
Cooper Bowman	197 .657	2 .051	6 .154	9 .231	0 .000	1 .026	0 .000	6
Garry Vanhoucke	150 .500	5 .128	5 .128	6 .154	0 .000	2 .051	1 .026	4
Ted Noble	148 .493	3 .077	10 .256	4 .103	0 .000	2 .051	0 .000	-1
Georgia Bowman	134 .447	2 .051	6 .154	4 .103	0 .000	1 .026	0 .000	-2
Maurice Skinner	84 .280	5 .128	2 .051	4 .103	0 .000	2 .051	2 .051	0

# 2025-2026 CanAm

## League Total Raw Scores - No Handicap for HOA

## Event Scores

## Class Handicap League Scores (Lowest Score Removed)

League Total Raw Scores - No Handicap for HOA				Event Scores						Class Handicap League Scores (Lowest Score Removed)				
	Shooter Name	Club	Score	Sht 1	Sht 2	Sht 3	Sht 4	Sht 5	Sht 6		Shooter Name	Club	Score	
<i>HOA</i>	<b>1</b> Cody Dunlop	TWC	271	91	91	89				<b>A Class</b>	<b>1</b> Bob Lukings	DEL	184	
	<b>2</b> Todd Hayward	LSC	271	0	89	91	91				<b>2</b> Devon Babula	TWC	184	0
	<b>3</b> Bob Lukings	DEL	269	-2	95	85	89				<b>3</b> Mike Vecchio	TWC	182	-2
	<b>4</b> Jake Lozon	LSC	268	-3	89	89	90				<b>4</b> Todd Hayward	LSC	182	-2
	<b>5</b> Mike Vecchio	TWC	267	-4	93	89	85				<b>5</b> Scott Wing	FSQ	181	-3
	<b>6</b> John Emin	DEL	265	-6	92	88	85				<b>6</b> John Emin	DEL	180	-4
	<b>7</b> Dennis Farver	FSQ	263	-8	92	84	87				<b>7</b> Dennis Farver	FSQ	179	-5
	<b>8</b> Tony Filice	LCA	262	-9	93	83	86				<b>8</b> Jake Lozon	LSC	179	-5
	<b>9</b> Scott Wing	FSQ	259	-12	92	78	89				<b>9</b> Tony Filice	LCA	179	-5
	<b>10</b> Kirby Bowman	DEL	258	-13	92	86	80				<b>10</b> Kirby Bowman	DEL	178	-6
	<b>11</b> Devon Babula	TWC	258	-13	89	74	95				<b>11</b> Ben Leyva	TWC	177	-7
	<b>12</b> David McDonald	DEL	255	-16	86	89	80				<b>12</b> Steve Zavitz	LSC	176	-8
	<b>13</b> Taylor Babula	TWC	252	-19	90	80	82				<b>13</b> Andrew Martin	LSC	176	-8
	<b>14</b> Bruce Harrison	DEL	251	-20	91	76	84				<b>14</b> Mike Oakley	FSQ	176	-8
	<b>15</b> Jimi Dunlop	TWC	251	-20	91	81	79				<b>15</b> Bruce Harrison	DEL	175	-9
	<b>16</b> Paul Giles	TWC	250	-21	83	86	81				<b>16</b> David McDonald	DEL	175	-9
	<b>17</b> Cody Wilson	OTV	250	-21	90	82	78				<b>17</b> Brian Moeller	FSQ	173	-11
	<b>18</b> Brian Moeller	FSQ	245	-26	92	72	81			<b>18</b> Camden Anderson	TWC	173	-11	
	<b>19</b> Darren Wilhelm	TWC	245	-26	82	84	79			<b>19</b> Taylor Babula	TWC	172	-12	
	<b>20</b> Paul List	TWC	242	-29	91	77	74			<b>20</b> Cody Wilson	OTV	172	-12	
	<b>21</b> Blake Ramsey	TWC	241	-30	78	77	86			<b>21</b> Jimi Dunlop	TWC	172	-12	
	<b>22</b> Tom Bowman	DEL	241	-30	80	87	74			<b>22</b> Cameron Ostrander	TWC	171	-13	
	<b>23</b> Bob Farr	LSC	241	-30	81	80	80			<b>B Class</b>	<b>23</b> Brian Sapezinkas	OTV	170	-14
	<b>24</b> Cameron Ostrander	TWC	241	-30	86	70	85				<b>24</b> Paul Giles	TWC	169	-15
	<b>25</b> Dale Leeson	LSC	240	-31	79	80	81				<b>25</b> Paul List	TWC	168	-16
	<b>26</b> Paul Leboeuf	TWC	240	-31	81	80	79				<b>26</b> Tom Bowman	DEL	167	-17
	<b>27</b> Jay Brueggeman	FSQ	237	-34	79	79	79				<b>27</b> Darren Wilhelm	TWC	166	-18
	<b>28</b> Wade Bebuck	TWC	237	-34	81	77	79				<b>28</b> Laurie Cook	OTV	165	-19
	<b>29</b> Camden Anderson	TWC	237	-34	92	64	81				<b>29</b> Blake Ramsey	TWC	164	-20
	<b>30</b> Chris Palmer	LCA	235	-36	83	78	74				<b>30</b> Ken Allan	OTV	164	-20
	<b>31</b> Jamie Dunlop	TWC	235	-36	85	72	78				<b>31</b> Dan Walsh	TWC	164	-20
	<b>32</b> Dee McDonald	LCA	234	-37	85	74	75				<b>32</b> Jamie Dunlop	TWC	163	-21
	<b>33</b> Clinton Ostrander	TWC	234	-37	82	74	78				<b>33</b> Sergio Capote	DEL	162	-22
	<b>34</b> Sergio Capote	DEL	233	-38	80	71	82				<b>34</b> Dale Leeson	LSC	161	-23

# 2025-2026 CanAm

## League Total Raw Scores cont.

Shooter Name	Club	Score		Sht 1	Sht 2	Event Scores				
				Sht 3	Sht 4	Sht 5	Sht 6			
<b>35</b> Eric Anderson	TWC	231	-40	76	78	77				
<b>36</b> Laurie Cook	OTV	228	-43	80	85	63				
<b>37</b> Burt Powers	TWC	227	-44	74	76	77				
<b>38</b> Rick Bissonnette	LCA	226	-45	78	76	72				
<b>39</b> Bob Lozon	LSC	226	-45	79	74	73				
<b>40</b> Rob Timmermans	DEL	224	-47	82	74	68				
<b>41</b> Ernie Roberts	LCA	222	-49	78	74	70				
<b>42</b> Cristian Stangherlin	OTV	221	-50	84	70	67				
<b>43</b> Josh Mills	TWC	221	-50	76	70	75				
<b>44</b> Rob Taggart	DEL	220	-51	78	64	78				
<b>45</b> Cole Houle	TWC	219	-52	76	69	74				
<b>46</b> Paul Robbins	FSQ	215	-56	67	72	76				
<b>47</b> Tom Trenouth	LCA	215	-56	78	63	74				
<b>48</b> Chase Powers	TWC	214	-57	75	67	72				
<b>49</b> Nick Vurajic	DEL	213	-58	73	71	69				
<b>50</b> Ryan Bremmers	OTV	212	-59	85	64	63				
<b>51</b> Tex Wilson	OTV	211	-60	70	68	73				
<b>52</b> Jennifer Hadley	TWC	210	-61	68	69	73				
<b>53</b> Brandon Stevens	TWC	209	-62	71	63	75				
<b>54</b> Tom Cowan	OTV	206	-65	75	70	61				
<b>55</b> Daryl Smith	OTV	206	-65	64	75	67				
<b>56</b> Larry Lozon	TWC	200	-71	71	65	64				
<b>57</b> Cooper Bowman	DEL	197	-74	66	64	67				
<b>58</b> Brad Riddell	OTV	197	-74	70	66	61				
<b>59</b> Kyle Ellis	TWC	196	-75	65	66	65				
<b>60</b> Larry Sokolowski	FSQ	186	-85	60	55	71				
<b>61</b> Jim O'sullivan	OTV	179	-92	68	57	54				
<b>62</b> Ben Leyva	TWC	177	-94	92	85	0				
<b>63</b> Steve Zavitz	LSC	176	-95	90	86	0				
<b>64</b> Ryker McDonald	TWC	176	-95	57	51	68				
<b>65</b> Andrew Martin	LSC	176	-95	96	80	0				
<b>66</b> Mike Oakley	FSQ	176	-95	0	93	83				
<b>67</b> Kalye McDonald	TWC	175	-96	68	60	47				
<b>68</b> Brian Sapezinkas	OTV	170	-101	91	79	0				

## Handicap League Scores (Lowest Score Removed)

Shooter Name	Club	Score	
<b>35</b> Chris Palmer	LCA	161	-23
<b>36</b> Bob Farr	LSC	161	-23
<b>37</b> Paul Leboeuf	TWC	161	-23
<b>38</b> Dee McDonald	LCA	160	-24
<b>39</b> Wade Bebuck	TWC	160	-24
<b>40</b> Clinton Ostrander	TWC	160	-24
<b>41</b> Rick Szucsko	OTV	159	-25
<b>42</b> Kyle Blashill	FSQ	158	-26
<b>43</b> Jay Brueggeman	FSQ	158	-26
<b>44</b> Rob Timmermans	DEL	156	-28
<b>45</b> Rob Taggart	DEL	156	-28
<b>46</b> Eric Anderson	TWC	155	-29
<b>47</b> Rick Bissonnette	LCA	154	-30
<b>48</b> Cristian Stangherlin	OTV	154	-30
<b>49</b> Mike Blashill	FSQ	154	-30
<b>50</b> Burt Powers	TWC	153	-31
<b>51</b> Bob Lozon	LSC	153	-31
<b>52</b> Ernie Roberts	LCA	152	-32
<b>53</b> Tom Trenouth	LCA	152	-32
<b>54</b> Josh Mills	TWC	151	-33
<b>55</b> Cole Houle	TWC	150	-34
<b>56</b> Garry Vanhoucke	DEL	150	-34
<b>57</b> Ryan Bremmers	OTV	149	-35
<b>58</b> Neil Foster	LCA	149	-35
<b>59</b> Paul Robbins	FSQ	148	-36
<b>60</b> Ted Noble	DEL	148	-36
<b>61</b> Chase Powers	TWC	147	-37
<b>62</b> Brandon Stevens	TWC	146	-38
<b>63</b> Evan Firby	OTV	146	-38
<b>64</b> Tom Cowan	OTV	145	-39
<b>65</b> Nick Vurajic	DEL	144	-40
<b>66</b> Tex Wilson	OTV	143	-41
<b>67</b> Daryl Smith	OTV	142	-42
<b>68</b> Jennifer Hadley	TWC	142	-42

C Class

D Class

# 2025-2026 CanAm

## League Total Raw Scores cont.

Shooter Name	Club	Score	Event Scores						
			Sht 1	Sht 2	Sht 3	Sht 4	Sht 5	Sht 6	
<b>69</b> Ken Allan	OTV	164	-107	85	0	79			
<b>70</b> Dan Walsh	TWC	164	-107	0	77	87			
<b>71</b> Rick Szucsko	OTV	159	-112	85	74	0			
<b>72</b> Kyle Blashill	FSQ	158	-113	75	0	83			
<b>73</b> Mike Blashill	FSQ	154	-117	0	81	73			
<b>74</b> Garry Vanhoucke	DEL	150	-121	76	74	0			
<b>75</b> Neil Foster	LCA	149	-122	0	77	72			
<b>76</b> Ted Noble	DEL	148	-123	0	74	74			
<b>77</b> Evan Firby	OTV	146	-125	77	0	69			
<b>78</b> Carson Lamonte	TWC	144	-127	47	46	51			
<b>79</b> Brad Martin	LSC	139	-132	0	69	70			
<b>80</b> Joe Dubuque	TWC	135	-136	0	61	74			
<b>81</b> Georgia Bowman	DEL	134	-137	71	63	0			
<b>82</b> Peter Hadley	TWC	128	-143	0	62	66			
<b>83</b> Miles Jackman	TWC	123	-148	0	64	59			
<b>84</b> Maurice Skinner	DEL	84	-187	84	0	0			
<b>85</b> Paul Veeke	DEL	83	-188	83	0	0			
<b>86</b> Rob Patch	TWC	80	-191	80	0	0			
<b>87</b> Max Debuck	TWC	80	-191	0	30	50			
<b>88</b> Brian Carrier	FSQ	79	-192	0	79	0			
<b>89</b> Shawn Davies	OTV	78	-193	78	0	0			
<b>90</b> Brady Lewis	TWC	78	-193	78	0	0			
<b>91</b> Jeff Older	OTV	75	-196	75	0	0			
<b>92</b> Ashley Davies	OTV	72	-199	72	0	0			

## Handicap League Scores (Lowest Score Removed)

Shooter Name	Club	Score	
<b>69</b> Brad Martin	LSC	139	-45
<b>70</b> Larry Lozon	TWC	136	-48
<b>71</b> Brad Riddell	OTV	136	-48
<b>72</b> Joe Dubuque	TWC	135	-49
<b>73</b> Georgia Bowman	DEL	134	-50
<b>74</b> Cooper Bowman	DEL	133	-51
<b>75</b> Larry Sokolowski	FSQ	131	-53
<b>76</b> Kyle Ellis	TWC	131	-53
<b>77</b> Kalye McDonald	TWC	128	-56
<b>78</b> Peter Hadley	TWC	128	-56
<b>79</b> Ryker McDonald	TWC	125	-59
<b>80</b> Jim O'sullivan	OTV	125	-59
<b>81</b> Miles Jackman	TWC	123	-61
<b>82</b> Carson Lamonte	TWC	98	-86
<b>83</b> Maurice Skinner	DEL	84	-100
<b>84</b> Paul Veeke	DEL	83	-101
<b>85</b> Rob Patch	TWC	80	-104
<b>86</b> Max Debuck	TWC	80	-104
<b>87</b> Brian Carrier	FSQ	79	-105
<b>88</b> Shawn Davies	OTV	78	-106
<b>89</b> Brady Lewis	TWC	78	-106
<b>90</b> Jeff Older	OTV	75	-109
<b>91</b> Ashley Davies	OTV	72	-112

# 2025-2026 CanAm

How would you determine which station was the "Hardest" at a shoot? I guess it would be easy to just look at the station average. Is that really the way? What about how many times people ran a station? I think it's a combination of both the lowest station average and the number of times the was station ran. For example, if the lowest station average was a .532, and the number of people who ran the station was, 17 the station rating would be 17.532. If the next lowest station average .562 and only 1 person that station, the station rating would be 1.562. To me that would be the "Hardest" station at that shoot. If you disagree, I'll ask again, how would you determine which station was the "Hardest" at a given shoot?



Shoot #1	LCA												
Station	Sta 1	Sta 2	Sta 3	Sta 4	Sta 5	Sta 6	Sta 7	Sta 8	Sta 9	Sta 10	Sta 11	Sta 12	Sta 13
<b>Targets</b>	8	8	8	8	8	8	8	8	6	8	8	6	8
<b>Station Avg</b>	.782	.821	.833	.770	.832	.745	.835	.759	.796	.856	.816	.858	.742
<b># of times ran</b>	18	27	30	16	27	20	25	15	24	33	22	40	10

## Shoot Report

Ran Stations				Consecutively Ran Stations				1 Loss Stations			
Shooter	Club	Stations	Avg	Shooter	Club	Stations	Avg	Shooter	Club	Stations	Avg
Bob Lukings	DEL	9	.692	Ben Leyva	TWC	6	.462	Jay Brueggeman	FSQ	8	.615
Kirby Bowman	DEL	9	.692	Bob Lukings	DEL	4	.308	Rick Bissonnette	LCA	7	.538
Mike Vecchio	TWC	9	.692	Cody Dunlop	TWC	4	.308	Shawn Davies	OTV	7	.538
Andrew Martin	LSC	9	.692	Bruce Harrison	DEL	4	.308	Paul Giles	TWC	6	.462

2 Loss Stations				0 Hit Stations			Top 4 Hard Stations			Top 4 Easy Stations			
Shooter	Club	Stations	Avg	Shooter	Club	Stations	Avg	Station	Targets	Rate	Station	Targets	Rate
Jeff Older	OTV	6	.462	Ryker McDonald	TWC	1	.077	Sta.13	8	10.742	Sta.10	8	33.856
Burt Powers	TWC	6	.462	Bob Lukings	DEL	0	.000	Sta.8	8	15.759	Sta.3	8	30.833
Kyle Ellis	TWC	6	.462	Dennis Farver	FSQ	0	.000	Sta.4	8	16.770	Sta.5	8	27.832
Cole Houle	TWC	5	.385	Jake Lozon	LSC	0	.000	Sta.1	8	18.782	Sta.2	8	27.821

TWC		DEL		LSC	
Mike Vecchio	93	Bob Lukings	95	Andrew Martin	96
Ben Leyva	92	Kirby Bowman	92	Steve Zavitz	90
Camden Anderson	92 <b>AVG</b>	John Emin	92 <b>AVG</b>	Jake Lozon	89 <b>AVG</b>
Cody Dunlop	91 <b>91.7</b>	Bruce Harrison	91 <b>90.0</b>	Todd Hayward	89 <b>87.3</b>
Paul List	91 <b>Score</b>	David McDonald	86 <b>Score</b>	Bob Farr	81 <b>Score</b>
Jimi Dunlop	91 <b>550</b>	Maurice Skinner	84 <b>540</b>	Dale Leeson	79 <b>524</b>

OTV		FSQ		LCA	
Brian Sapezinkas	91	Dennis Farver	92	Tony Filice	93
Cody Wilson	90	Scott Wing	92	Dee McDonald	85
Rick Szucsko	85 <b>AVG</b>	Brian Moeller	92 <b>AVG</b>	Chris Palmer	83 <b>AVG</b>
Ken Allan	85 <b>86.7</b>	Jay Brueggeman	79 <b>82.8</b>	Rick Bissonnette	78 <b>82.5</b>
Ryan Bremmers	85 <b>Score</b>	Kyle Blashill	75 <b>Score</b>	Ernie Roberts	78 <b>Score</b>
Cristian Stangherlin	84 <b>520</b>	Paul Robbins	67 <b>497</b>	Tom Trenouth	78 <b>495</b>

# 2025-2026 CanAm

Shoot #2	LSC												
Station	Sta 1	Sta 2	Sta 3	Sta 4	Sta 5	Sta 6	Sta 7	Sta 8	Sta 9	Sta 10	Sta 11	Sta 12	Sta 13
<b>Targets</b>	8	8	8	8	8	8	8	6	8	8	8	6	8
<b>Station Avg</b>	.709	.727	.822	.671	.814	.739	1.000	.803	.602	.716	.598	.555	.819
<b># of times ran</b>	8	7	31	6	25	15	82	30	3	8	5	3	25



## Shoot Report

Ran Stations				Consecutively Ran Stations				1 Loss Stations			
Shooter	Club	Stations	Avg	Shooter	Club	Stations	Avg	Shooter	Club	Stations	Avg
Mike Oakley	FSQ	9	.692	Mike Oakley	FSQ	6	.462	Kirby Bowman	DEL	6	.462
Cody Dunlop	TWC	7	.538	Cody Dunlop	TWC	4	.308	John Emin	DEL	6	.462
Todd Hayward	LSC	7	.538	David McDonald	DEL	4	.308	Neil Foster	LCA	6	.462
Jake Lozon	LSC	6	.462	Tom Bowman	DEL	4	.308	Ted Noble	DEL	6	.462

2 Loss Stations				0 Hit Stations			Top 4 Hard Stations			Top 4 Easy Stations			
Shooter	Club	Stations	Avg	Shooter	Club	Stations	Avg	Station	Targets	Rate	Station	Targets	Rate
Bob Farr	LSC	6	.462	Max Debuck	TWC	5	.385	Sta.12	6	3.555	Sta.7	8	83.000
Bruce Harrison	DEL	5	.385	Rob Taggart	DEL	1	.077	Sta.9	8	3.602	Sta.3	8	31.822
Chris Palmer	LCA	5	.385	Bob Lukings	DEL	0	.000	Sta.11	8	5.598	Sta.8	6	30.803
Sergio Capote	DEL	5	.385	Dennis Farver	FSQ	0	.000	Sta.4	8	6.671	Sta.5	8	25.814

### TWC

Cody Dunlop	91
Mike Vecchio	89
Paul Giles	86
Ben Leyva	85
Darren Wilhelm	84
Jimi Dunlop	81
<b>AVG</b>	<b>86.0</b>
<b>Team Score</b>	<b>516</b>

### DEL

David McDonald	89
John Emin	88
Tom Bowman	87
Kirby Bowman	86
Bob Lukings	85
Bruce Harrison	76
<b>AVG</b>	<b>85.2</b>
<b>Team Score</b>	<b>511</b>

### LSC

Todd Hayward	91
Jake Lozon	89
Steve Zavitz	86
Dale Leeson	80
Bob Farr	80
Andrew Martin	80
<b>AVG</b>	<b>84.3</b>
<b>Team Score</b>	<b>506</b>

### FSQ

Mike Oakley	93
Dennis Farver	84
Mike Blashill	81
Jay Brueggeman	79
Brian Carrier	79
Scott Wing	78
<b>AVG</b>	<b>82.3</b>
<b>Team Score</b>	<b>494</b>

### OTV

Laurie Cook	85
Cody Wilson	82
Brian Sapezinkas	79
Daryl Smith	75
Rick Szucsko	74
Tom Cowan	70
<b>AVG</b>	<b>77.5</b>
<b>Team Score</b>	<b>465</b>

### LCA

Tony Filice	83
Chris Palmer	78
Neil Foster	77
Rick Bissonnette	76
Dee McDonald	74
Ernie Roberts	74
<b>AVG</b>	<b>77.0</b>
<b>Team Score</b>	<b>462</b>

# 2025-2026 CanAm

Shoot #3	TWC												
Station	Sta 1	Sta 2	Sta 3	Sta 4	Sta 5	Sta 6	Sta 7	Sta 8	Sta 9	Sta 10	Sta 11	Sta 12	Sta 13
<b>Targets</b>	8	6	8	8	6	8	8	8	8	8	8	8	8
<b>Station Avg</b>	.703	.753	.766	.778	.827	.791	.675	.815	.849	.742	.675	.643	.760
<b># of times ran</b>	3	15	18	15	30	18	1	26	28	7	4	1	15



## Shoot Report

Ran Stations				Consecutively Ran Stations				1 Loss Stations			
Shooter	Club	Stations	Avg	Shooter	Club	Stations	Avg	Shooter	Club	Stations	Avg
Devon Babula	TWC	8	.615	Todd Hayward	LSC	5	.385	Mike Oakley	FSQ	10	.769
Todd Hayward	LSC	8	.615	Devon Babula	TWC	4	.308	Scott Wing	FSQ	8	.615
Dennis Farver	FSQ	7	.538	Tony Filice	LCA	4	.308	Kyle Blashill	FSQ	7	.538
Jake Lozon	LSC	7	.538	Dennis Farver	FSQ	3	.231	Dale Leeson	LSC	7	.538

2 Loss Stations				0 Hit Stations			Top 4 Hard Stations			Top 4 Easy Stations			
Shooter	Club	Stations	Avg	Shooter	Club	Stations	Avg	Station	Targets	Rate	Station	Targets	Rate
Tom Bowman	DEL	8	.615	Jim O'sullivan	OTV	1	.077	Sta.12	8	1.643	Sta.5	6	30.827
Dale Leeson	LSC	6	.462	Bob Lukings	DEL	0	.000	Sta.7	8	1.675	Sta.9	8	28.849
Taylor Babula	TWC	6	.462	Dennis Farver	FSQ	0	.000	Sta.1	8	3.703	Sta.8	8	26.815
Tony Filice	LCA	6	.462	Jake Lozon	LSC	0	.000	Sta.11	8	4.675	Sta.6	8	18.791

### TWC

Devon Babula	95
Cody Dunlop	89
Dan Walsh	87
Blake Ramsey	86
Mike Vecchio	85
Cameron Ostrander	85
<b>AVG</b>	<b>87.8</b>
<b>Team Score</b>	<b>527</b>

### FSQ

Scott Wing	89
Dennis Farver	87
Kyle Blashill	83
Mike Oakley	83
Brian Moeller	81
Jay Brueggeman	79
<b>AVG</b>	<b>83.7</b>
<b>Team Score</b>	<b>502</b>

### DEL

Bob Lukings	89
John Emin	85
Bruce Harrison	84
Sergio Capote	82
Kirby Bowman	80
David McDonald	80
<b>AVG</b>	<b>83.3</b>
<b>Team Score</b>	<b>500</b>

### LSC

Todd Hayward	91
Jake Lozon	90
Dale Leeson	81
Bob Farr	80
Bob Lozon	73
Brad Martin	70
<b>AVG</b>	<b>80.8</b>
<b>Team Score</b>	<b>485</b>

### LCA

Tony Filice	86
Dee McDonald	75
Chris Palmer	74
Tom Trenouth	74
Rick Bissonnette	72
Neil Foster	72
<b>AVG</b>	<b>75.5</b>
<b>Team Score</b>	<b>453</b>

### OTV

Ken Allan	79
Cody Wilson	78
Tex Wilson	73
Evan Firby	69
Cristian Stangherlin	67
Daryl Smith	67
<b>AVG</b>	<b>72.2</b>
<b>Team Score</b>	<b>433</b>

# 2025-2026 CanAm

## 64 Attended All Events

Name	Club	Score
<b>1</b> Cody Dunlop	TWC	271
<b>2</b> Todd Hayward	LSC	271
<b>3</b> Bob Lukings	DEL	269
<b>4</b> Jake Lozon	LSC	268
<b>5</b> Mike Vecchio	TWC	267
<b>6</b> John Emin	DEL	265
<b>7</b> Dennis Farver	FSQ	263
<b>8</b> Tony Filice	LCA	262
<b>9</b> Scott Wing	FSQ	259
<b>10</b> Kirby Bowman	DEL	258
<b>11</b> Devon Babula	TWC	258
<b>12</b> David McDonald	DEL	255
<b>13</b> Taylor Babula	TWC	252
<b>14</b> Bruce Harrison	DEL	251
<b>15</b> Jimi Dunlop	TWC	251
<b>16</b> Paul Giles	TWC	250
<b>17</b> Cody Wilson	OTV	250
<b>18</b> Brian Moeller	FSQ	245
<b>19</b> Darren Wilhelm	TWC	245
<b>20</b> Paul List	TWC	242
<b>21</b> Blake Ramsey	TWC	241
<b>22</b> Tom Bowman	DEL	241
<b>23</b> Bob Farr	LSC	241
<b>24</b> Cameron Ostrander	TWC	241
<b>25</b> Dale Leeson	LSC	240
<b>26</b> Paul Leboeuf	TWC	240
<b>27</b> Jay Brueggeman	FSQ	237
<b>28</b> Wade Bebuck	TWC	237
<b>29</b> Camden Anderson	TWC	237
<b>30</b> Chris Palmer	LCA	235
<b>31</b> Jamie Dunlop	TWC	235
<b>32</b> Dee McDonald	LCA	234
<b>33</b> Clinton Ostrander	TWC	234
<b>34</b> Sergio Capote	DEL	233
<b>35</b> Eric Anderson	TWC	231

## 28 Missed 1 or More Events

Name	Club	Score
<b>1</b> Ben Leyva	TWC	177
<b>2</b> Steve Zavitz	LSC	176
<b>3</b> Andrew Martin	LSC	176
<b>4</b> Mike Oakley	FSQ	176
<b>5</b> Brian Sapezinskas	OTV	170
<b>6</b> Ken Allan	OTV	164
<b>7</b> Dan Walsh	TWC	164
<b>8</b> Rick Szucsko	OTV	159
<b>9</b> Kyle Blashill	FSQ	158
<b>10</b> Mike Blashill	FSQ	154
<b>11</b> Garry Vanhoucke	DEL	150
<b>12</b> Neil Foster	LCA	149
<b>13</b> Ted Noble	DEL	148
<b>14</b> Evan Firby	OTV	146
<b>15</b> Brad Martin	LSC	139
<b>16</b> Joe Dubuque	TWC	135
<b>17</b> Georgia Bowman	DEL	134
<b>18</b> Peter Hadley	TWC	128
<b>19</b> Miles Jackman	TWC	123
<b>20</b> Maurice Skinner	DEL	84
<b>21</b> Paul Veeke	DEL	83
<b>22</b> Rob Patch	TWC	80
<b>23</b> Max Debuck	TWC	80
<b>24</b> Brian Carrier	FSQ	79
<b>25</b> Shawn Davies	OTV	78
<b>26</b> Brady Lewis	TWC	78
<b>27</b> Jeff Older	OTV	75
<b>28</b> Ashley Davies	OTV	72
<b>29</b> 0	0	0
<b>30</b> 0	0	0
<b>31</b> 0	0	0
<b>32</b> 0	0	0
<b>33</b> 0	0	0
<b>34</b> 0	0	0
<b>35</b> 0	0	0

# 2025-2026 CanAm

## 64 Attended All Events cont.

Name	Club	Score
<b>36</b> Laurie Cook	OTV	228
<b>37</b> Burt Powers	TWC	227
<b>38</b> Rick Bissonnette	LCA	226
<b>39</b> Bob Lozon	LSC	226
<b>40</b> Rob Timmermans	DEL	224
<b>41</b> Ernie Roberts	LCA	222
<b>42</b> Cristian Stangherlin	OTV	221
<b>43</b> Josh Mills	TWC	221
<b>44</b> Rob Taggart	DEL	220
<b>45</b> Cole Houle	TWC	219
<b>46</b> Paul Robbins	FSQ	215
<b>47</b> Tom Trenouth	LCA	215
<b>48</b> Chase Powers	TWC	214
<b>49</b> Nick Vurajic	DEL	213
<b>50</b> Ryan Bremmers	OTV	212
<b>51</b> Tex Wilson	OTV	211
<b>52</b> Jennifer Hadley	TWC	210
<b>53</b> Brandon Stevens	TWC	209
<b>54</b> Tom Cowan	OTV	206
<b>55</b> Daryl Smith	OTV	206
<b>56</b> Larry Lozon	TWC	200
<b>57</b> Cooper Bowman	DEL	197
<b>58</b> Brad Riddell	OTV	197
<b>59</b> Kyle Ellis	TWC	196
<b>60</b> Larry Sokolowski	FSQ	186
<b>61</b> Jim O'sullivan	OTV	179
<b>62</b> Ryker McDonald	TWC	176
<b>63</b> Kalye McDonald	TWC	175
<b>64</b> Carson Lamonte	TWC	144
<b>65</b> 0	0	0
<b>66</b> 0	0	0
<b>67</b> 0	0	0
<b>68</b> 0	0	0
<b>69</b> 0	0	0
<b>70</b> 0	0	0

## 28 Missed 1 or More Events cont.

Name	Club	Score
<b>36</b> 0	0	0
<b>37</b> 0	0	0
<b>38</b> 0	0	0
<b>39</b> 0	0	0
<b>40</b> 0	0	0
<b>41</b> 0	0	0
<b>42</b> 0	0	0
<b>43</b> 0	0	0
<b>44</b> 0	0	0
<b>45</b> 0	0	0
<b>46</b> 0	0	0
<b>47</b> 0	0	0
<b>48</b> 0	0	0
<b>49</b> 0	0	0
<b>50</b> 0	0	0
<b>51</b> 0	0	0
<b>52</b> 0	0	0
<b>53</b> 0	0	0
<b>54</b> 0	0	0
<b>55</b> 0	0	0
<b>56</b> 0	0	0
<b>57</b> 0	0	0
<b>58</b> 0	0	0
<b>59</b> 0	0	0
<b>60</b> 0	0	0
<b>61</b> 0	0	0
<b>62</b> 0	0	0
<b>63</b> 0	0	0
<b>64</b> 0	0	0
<b>65</b> 0	0	0
<b>66</b> 0	0	0
<b>67</b> 0	0	0
<b>68</b> 0	0	0
<b>69</b> 0	0	0
<b>70</b> 0	0	0

# 2025-2026 CanAm

The shoot rating from hardest to easiest is determined by the average score of the top 20 shooters at each event. Also, as previously stated in this report the Station Rating is a combination of how many times a station was ran plus the average number of hits on the station at the given shoot.

## How the Station Rate is determined

#of times ran	1.000
Station Avg	+ 0.562
Station Rating	1.562

## CanAm League Stations Rated Hardest to Easiest

Club	Station	Rating	Club	Station	Rating		
1	TWC	Sta. 12	1.643	23	LCA	Sta. 6	20.745
2	TWC	Sta. 7	1.675	24	LCA	Sta. 11	22.816
3	LSC	Sta. 12	3.555	25	LCA	Sta. 9	24.796
4	LSC	Sta. 9	3.602	26	LSC	Sta. 5	25.814
5	TWC	Sta. 1	3.703	27	LSC	Sta. 13	25.819
6	TWC	Sta. 11	4.675	28	LCA	Sta. 7	25.835
7	LSC	Sta. 11	5.598	29	TWC	Sta. 8	26.815
8	LSC	Sta. 4	6.671	30	LCA	Sta. 2	27.821
9	LSC	Sta. 2	7.727	31	LCA	Sta. 5	27.832
10	TWC	Sta. 10	7.742	32	TWC	Sta. 9	28.849
11	LSC	Sta. 1	8.709	33	LSC	Sta. 8	30.803
12	LSC	Sta. 10	8.716	34	TWC	Sta. 5	30.827
13	LCA	Sta. 13	10.742	35	LCA	Sta. 3	30.833
14	LSC	Sta. 6	15.739	36	LSC	Sta. 3	31.822
15	TWC	Sta. 2	15.753	37	LCA	Sta. 10	33.856
16	LCA	Sta. 8	15.759	38	LCA	Sta. 12	40.858
17	TWC	Sta. 13	15.760	39	LSC	Sta. 7	83.000
18	TWC	Sta. 4	15.778				
19	LCA	Sta. 4	16.770				
20	TWC	Sta. 3	18.766				
21	LCA	Sta. 1	18.782				
22	TWC	Sta. 6	18.791				

## Shoot Rating from Hardest to Easiest

Twin Creek  
Lambton Sportsman  
Lambton Conservation

	Avg of Top 20 Event Scores	# of stations at this shoot	Station Rate less than 1	Station Rate less than 10	Station Rate between 10 and 20	Station Rate between 20 and 30	Station Rate between 30 and 40	Station Rate greater than 50
86.000	13	0	5	5	2	1	0	0
86.250	13	0	7	1	2	2	0	1
91.750	13	0	0	4	6	2	1	0





# 3 MAN SQUAD CHALLENGE

## STARS



## DIVISION

	<b>Squad Member 1</b>	<b>Squad Member 2</b>	<b>Squad Member 3</b>	<b>Score</b>	<b>Ran Sta</b>	<b>1LossSta</b>	<b>Top 4 HS</b>	<b>Shtr +/-</b>
<b>Squad 3</b>	Bob Lukings	Jake Lozon	David McDonald	792	52	36	6	5
<b>Squad 2</b>	Dennis Farver	Todd Hayward	Bruce Harrison	785	52	35	5	6

# 3 MAN SQUAD CHALLENGE

## LEAFS



## DIVISION

	<b>Squad Member 1</b>	<b>Squad Member 2</b>	<b>Squad Member 3</b>	<b>Score</b>	<b>Ran Sta</b>	<b>1LossSta</b>	<b>Top 4 HS</b>	<b>Shtr +/-</b>
<b>Squad 5</b>	Cody Dunlop	Jimi Dunlop	Jamie Dunlop	757	44	32	6	-5
<b>Squad 7</b>	Cody Wilson	Cristian Stangherlin	Tex Wilson	682	26	30	4	-10
<b>Squad 1</b>	Ben Leyva	Paul Giles	Darren Wilhelm	672	34	32	4	5

# 3 MAN SQUAD CHALLENGE

## BARS



## DIVISION

	<b>Squad Member 1</b>	<b>Squad Member 2</b>	<b>Squad Member 3</b>	<b>Score</b>	<b>Ran Sta</b>	<b>1LossSta</b>	<b>Top 4 HS</b>	<b>Shtr +/-</b>
<b>Squad 4</b>	Dale Leeson	Steve Zavitz	Bob Lozon	642	29	28	2	9
<b>Squad 6</b>	Scott Wing	Mike Oakley	Brian Carrier	514	29	30	7	15

# 2025-2026 CanAm

League Shooters who are available (unsquadded) for 3 Man Squad Challenge

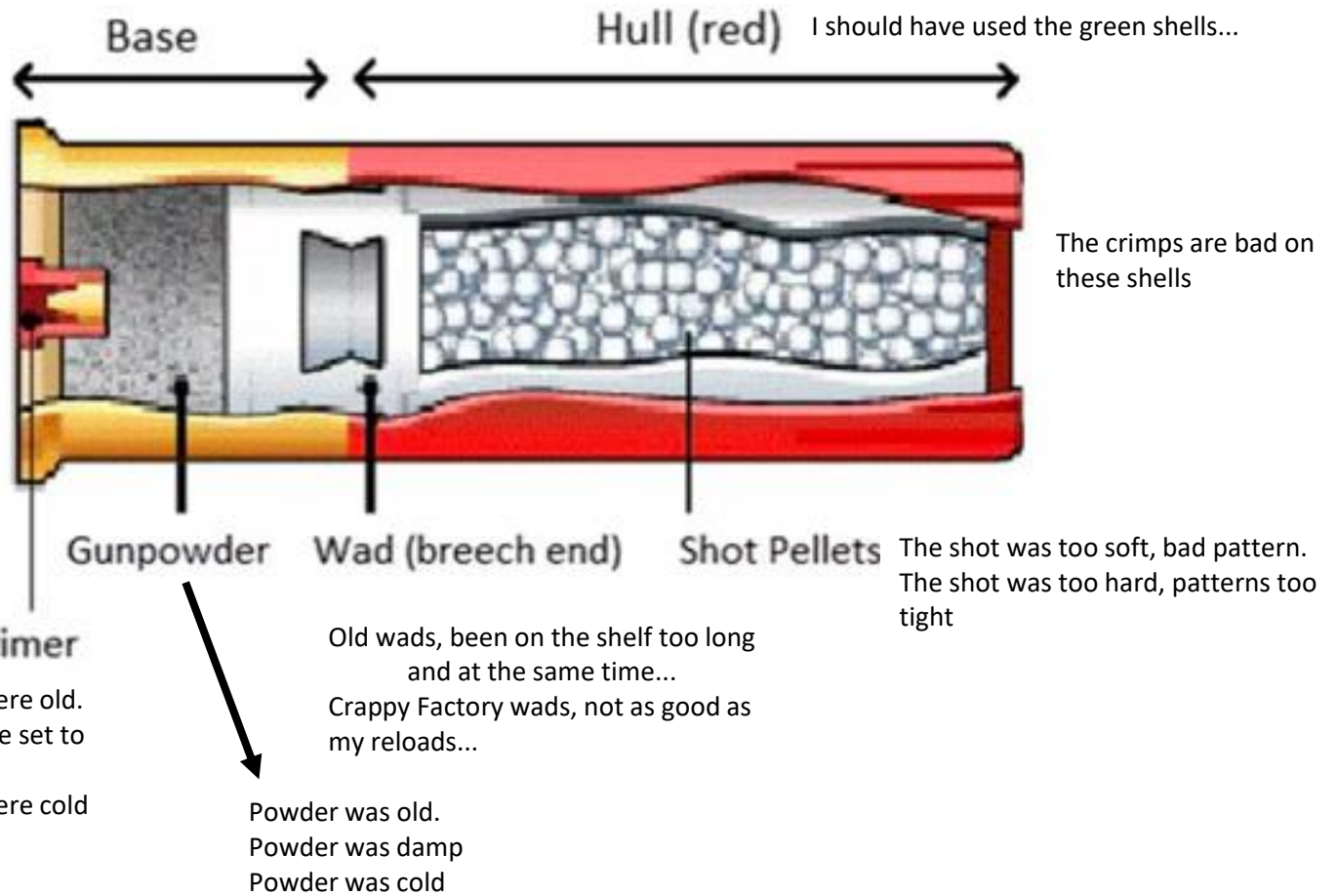
1	37 Jeff Older	73	109
2	38 Shawn Davies	74 Tom Trenouth	110
3	39 Ashley Davies	75 Daryl Smith	111
4	40 Ryker McDonald	76 Evan Firby	112
5	41 Kalye McDonald	77 Brad Riddell	113
6 Kyle Blashill	42 Rob Timmermans	78 Brian Sapezinskas	114
7	43 Rob Patch	79 Jim O'sullivan	115
8	44 Dee McDonald	80 Paul Leboeuf	116
9 Kirby Bowman	45 Andrew Martin	81 Jennifer Hadley	117
10 Mike Vecchio	46	82 Peter Hadley	118
11	47 Wade Bebuck	83	119
12 John Emin	48 Nick Vurajic	84	120
13 Brandon Stevens	49 Sergio Capote	85 Neil Foster	121
14 Blake Ramsey	50 Devon Babula	86 Max Debuck	122
15 Brian Moeller	51 Burt Powers	87 Ted Noble	123
16 Jay Brueggeman	52 Chase Powers	88 Mike Blashill	124
17 Cole Houle	53 Brady Lewis	89 Dan Walsh	125
18 Rick Szucsko	54	90 Brad Martin	
19 Laurie Cook	55 Rob Taggart	91 Miles Jackman	
20 Ken Allan	56 Paul List	92 Joe Dubuque	
21 Tom Cowan	57 Eric Anderson	93	
22 Larry Sokolowski	58 Camden Anderson	94	
23	59 Taylor Babula	95	
24 Paul Robbins	60	96	
25 Ryan Bremmers	61	97	
26 Chris Palmer	62	98	
27 Larry Lozon	63 Ernie Roberts	99	
28	64	100	
29	65 Tony Filice	101	
30 Garry Vanhoucke	66	102	
31 Tom Bowman	67 Kyle Ellis	103	
32 Georgia Bowman	68 Josh Mills	104	
33 Cooper Bowman	69 Cameron Ostrander	105	
34 Bob Farr	70 Clinton Ostrander	106	
35 Maurice Skinner	71 Carson Lamonte	107	
36 Rick Bissonnette	72 Paul Veeke	108	

End of the Report? Not quite, this year the report will end with

## Reasons For Missed Targets

### Shotgun Shell Anatomy

I normally shoot high brass, I normally shoot low brass. This brass ain't even brass... These shells did not get sized right.



**Reasons For Missed Targets**

Shooter A:

I think I was over that one  
I think I was below that one

Shooter B:

Nah.. You were below it  
Nah.. You were over it

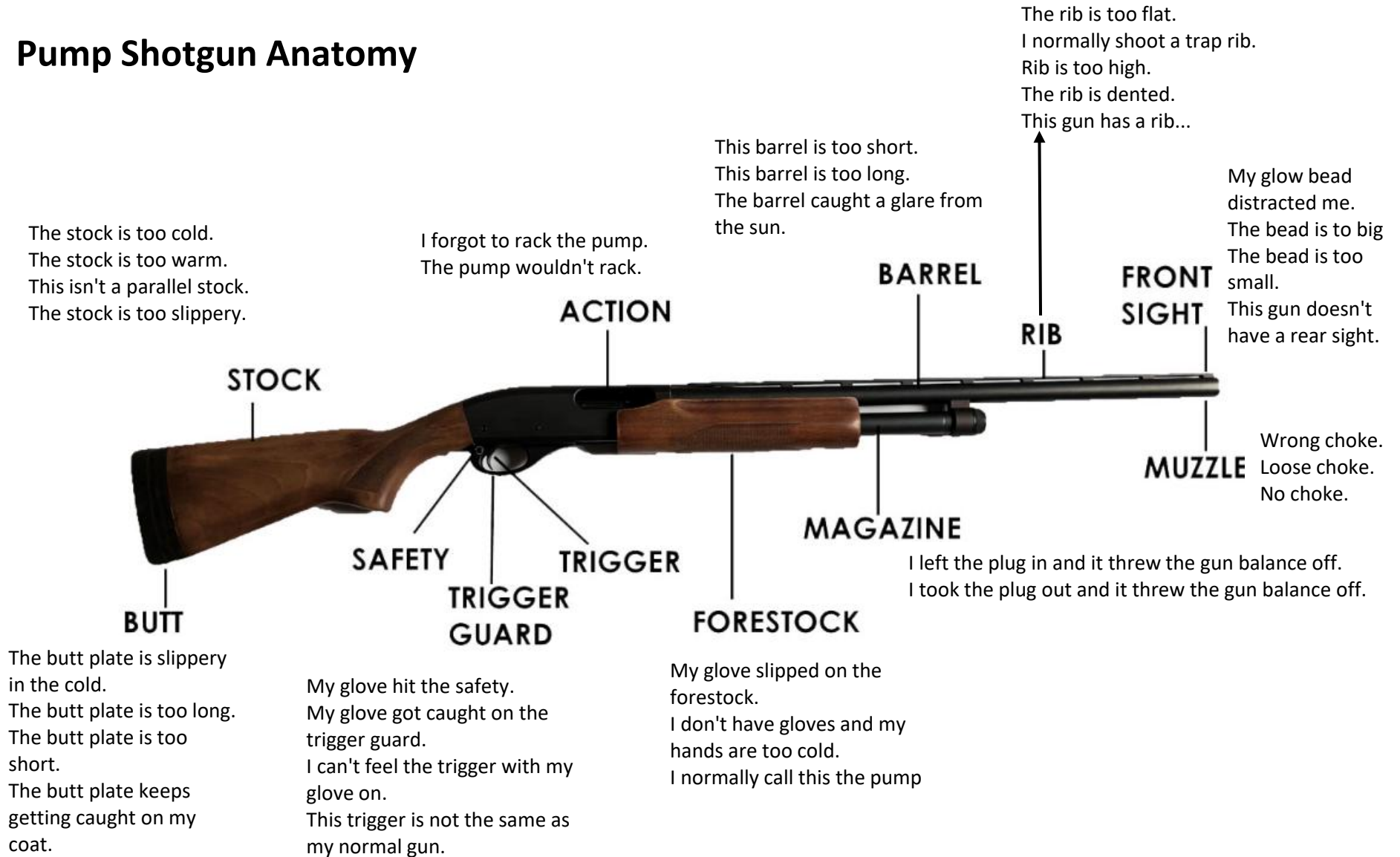
Shooter C:

You were OVERNEATH!

---

## Reasons For Missed Targets

### Pump Shotgun Anatomy



**See, this is why I shoot a Semi-Auto. There is too much to think about with a pump shotgun....**

# Reasons For Missed Targets

## Semi-Auto Shotgun Anatomy



See, this is why I shoot an Over/Under. There is too much to think about on autos and pumps....

## Reasons For Missed Targets

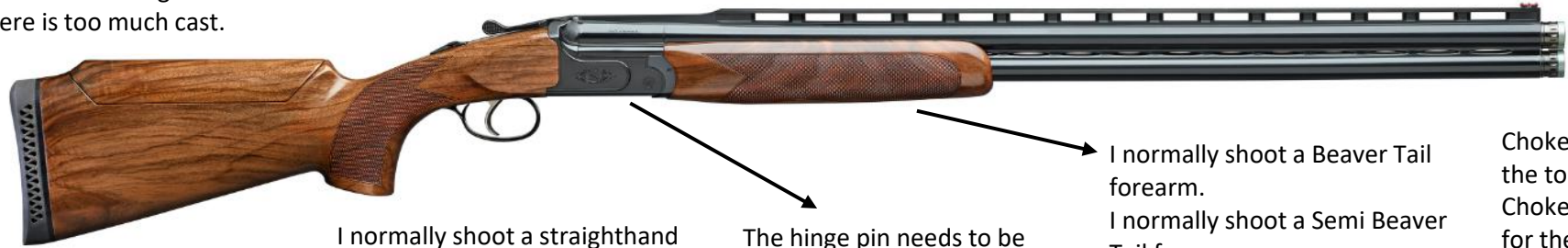
### Semi-Auto Shotgun Anatomy

The stock is not adjustable.  
The stock is out of adjustment.  
This is a parallel stock.  
The wood just isn't nice enough.  
The wood is too nice for shooting.  
The wood is too shiny  
The wood needs to be refinished.  
There's not enough cast.  
There is too much cast.

I had the wrong barrel selected.  
I loaded the wrong barrel first.  
The tang was in my sight plain.  
The safety resets itself.  
The safety doesn't reset itself.  
I didn't position my shells when I loaded them.

I normally shoot a flat rib.  
I normally shoot a mid rib.  
I normally shoot a high rib.  
The mid bead is loose.  
The mid bead is too small.  
The mid bead is too big.  
The mid bead is missing.

My glow bead distracted me.  
The bead is too big  
The bead is too small.  
This gun doesn't have a bead  
The mid bead didn't line up good with the front bead.



The butt plate is slippery in the cold.  
The butt plate is too long.  
The butt plate is too short.  
The butt plate keeps getting caught on my coat.  
The length of pull is off.  
Too much pitch.  
Not enough pitch.  
The balance weight is too heavy.  
The balance weight is too light.  
This gun doesn't have a balance weight...

I normally shoot a straighthand grip.  
I normally shoot a pistol grip.  
I normally shoot a woodward grip.  
I normally shoot a Prince of Wales grip.  
I normally shoot a Semi-pistol grip (round knob/pommel)  
The palm swell is too big.  
The palm swell is too small.  
The checkering is too sharp.  
The checkering is too dull  
The trigger pull has fallen out of adjustment.  
The trigger feels sloppy.  
The trigger guard is too big  
The trigger guard is too small.

The hinge pin needs to be greased.  
The gun doesn't balance at the hinge pin.  
The hinge opens too fast.  
The hinge opens too slow.  
This receiver is blued.  
This receiver has a nickel finish.  
This receiver is too shiny.  
This receiver is matte.  
The ejectors aren't working right.  
This gun doesn't have ejectors.

I normally shoot a Beaver Tail forearm.  
I normally shoot a Semi Beaver Tail forearm.  
I normally shoot a Schnabel forearm.  
I prefer the Splinter forearm.  
The balance weights are rattling around.  
The balance weights are too heavy.  
The balance weights are too light.  
This gun doesn't have balance weights.  
Wood doesn't match the stock.  
Wood is loose.  
Forearm release is loose.

Choke too tight in the top barrel.  
Choke too open for the top barrel  
One choke too loose.  
Both chokes too loose.  
Chokes too heavy, the gun doesn't stop swinging.  
Chokes too light, gun swings too fast.  
Wrong choke combo.  
Wrong brand of chokes.

I simply didn't spend enough money on my over/under

**Did I "miss" any reasons gang? You be sure and let me know if I did!**

# 2025-2026 CanAm

It was too cloudy

**It was too sunny**

The wind is blowing the targets around too much  
The wind is blowing my shot around  
The wind is blowing the shot and the targets around too much  
There is no wind its messing me up

That target did not stop when my gun did

I was looking at the bead

You slow pulled me

I didn't call for the target

I wasn't ready when I called pull

# The Weather

The clouds moved and the sun came out it changed the lighting

It's too cold for this crap!

My foot slipped because the stand is icy  
Can't move my fingers

Its too warm for shooting

# 2025-2026 CanAm



## WELCOME CANAM SHOOTERS



Shooter	Club	Score	Shooter	Club	Score	Shooter	Club	Score	Shooter	Club	Score	Shooter	Club	Score
1 Devon Babula	TWC	95	26 Bill Long	0	80	51 Craig Williamson	0	74	76 Brad Riddell	OTV	61	101		
2 Todd Hayward	LSC	91	27 Jay Brueggeman	FSQ	79	52 Tex Wilson	OTV	73	77 Miles Jackman	TWC	59	102		
3 Jake Lozon	LSC	90	28 Ken Allan	OTV	79	53 Bob Lozon	LSC	73	78 Jim O'sullivan	OTV	54	103		
4 Bob Lukings	DEL	89	29 Darren Wilhelm	TWC	79	54 Jennifer Hadley	TWC	73	79 Carson Lamonte	TWC	51	104		
5 Cody Dunlop	TWC	89	30 Wade Bebuck	TWC	79	55 Mike Blashill	FSQ	73	80 Max Debuck	TWC	50	105		
6 Scott Wing	FSQ	89	31 Jimi Dunlop	TWC	79	56 Rick Bissonnette	LCA	72	81 Kalye McDonald	TWC	47	106		
7 Dennis Farver	FSQ	87	32 Paul Leboeuf	TWC	79	57 Chase Powers	TWC	72	82			107		
8 Dan Walsh	TWC	87	33 Rob Taggart	DEL	78	58 Neil Foster	LCA	72	83			108		
9 Blake Ramsey	TWC	86	34 Cody Wilson	OTV	78	59 Larry Sokolowski	FSQ	71	84			109		
10 Tony Filice	LCA	86	35 Jamie Dunlop	TWC	78	60 Ernie Roberts	LCA	70	85			110		
11 Mike Vecchio	TWC	85	36 Clinton Ostrander	TWC	78	61 Brad Martin	LSC	70	86			111		
12 John Emin	DEL	85	37 Burt Powers	TWC	77	62 Nick Vurajic	DEL	69	87			112		
13 Cameron Ostrander	TWC	85	38 Eric Anderson	TWC	77	63 Evan Firby	OTV	69	88			113		
14 Bruce Harrison	DEL	84	39 Paul Robbins	FSQ	76	64 Dave McNaught	0	69	89			114		
15 Kyle Blashill	FSQ	83	40 Brandon Stevens	TWC	75	65 Ryker McDonald	TWC	68	90			115		
16 Mike Oakley	FSQ	83	41 Dee McDonald	LCA	75	66 Rob Timmermans	DEL	68	91			116		
17 Sergio Capote	DEL	82	42 Josh Mills	TWC	75	67 Cooper Bowman	DEL	67	92			117		
18 Taylor Babula	TWC	82	43 Rob Given	0	75	68 Cristian Stangherlin	OTV	67	93			118		
19 Paul Giles	TWC	81	44 Cole Houle	TWC	74	69 Daryl Smith	OTV	67	94			119		
20 Brian Moeller	FSQ	81	45 Chris Palmer	LCA	74	70 Peter Hadley	TWC	66	95			120		
21 Dale Leeson	LSC	81	46 Tom Bowman	DEL	74	71 Kyle Ellis	TWC	65	96			121		
22 Camden Anderson	TWC	81	47 Paul List	TWC	74	72 Larry Lozon	TWC	64	97			122		
23 Kirby Bowman	DEL	80	48 Tom Trenouth	LCA	74	73 Laurie Cook	OTV	63	98			123		
24 David McDonald	DEL	80	49 Ted Noble	DEL	74	74 Ryan Bremmers	OTV	63	99			124		
25 Bob Farr	LSC	80	50 Joe Dubuque	TWC	74	75 Tom Cowan	OTV	61	100			125		

These scores are from everyone who turned in a scorecard at the Twin Creek Event. Non league shooters are listed here but not in the official results.