






2025-2026 CanAm



						
	7-Dec-25	4-Jan-26	1-Mar-26	29-Mar-26	12-Apr-26	3-May-26
Team Standings Overall	LCA	LSC	TWC	FSQ	DEL	OTV
TWC	550	TWC 1066	TWC 1593	TWC 2106		
DEL	540 -10	DEL 1051 -15	DEL 1551 -42	DEL 2042 -64		
LSC	524 -26	LSC 1030 -36	LSC 1515 -78	LSC 2011 -95		
OTV	520 -30	FSQ 991 -75	FSQ 1493 -100	FSQ 1989 -117		
FSQ	497 -53	OTV 985 -81	OTV 1418 -175	OTV 1890 -216		
LCA	495 -55	LCA 957 -109	LCA 1410 -183	LCA 1575 -531		
Team Standings by Shoot						
TWC	550	TWC 516	TWC 527	TWC 513		
DEL	540	DEL 511 -5	FSQ 502 -25	FSQ 496 -17		
LSC	524	LSC 506 -10	DEL 500 -27	LSC 496 -17		
OTV	520	FSQ 494 -22	LSC 485 -42	DEL 491 -22		
FSQ	497	OTV 465 -51	LCA 453 -74	OTV 472 -41		
LCA	495	LCA 462 -54	OTV 433 -94	LCA 165 -348		

League Entries 92

High Score	96	93	95	90
Shoot Entries	81	82	77	64
Overall Shooter Avg	80	74	75	76
Top 12 Shooter Avg	93	88	88	88

Individual Standings - Top 6

Todd Hayward	LSC	358
Mike Vecchio	TWC	356
Bob Lukings	DEL	355
Jake Lozon	LSC	354
John Emin	DEL	351
Tony Filice	LCA	351



Individual Standings Second - 6

Cody Dunlop	TWC	349
Dennis Farver	FSQ	346
Kirby Bowman	DEL	344
Paul Giles	TWC	340
Scott Wing	FSQ	339
Devon Babula	TWC	339

Individual Standings - Ladies

Jamie Dunlop	TWC	309
Laurie Cook	OTV	303
Jennifer Hadley	TWC	210
Georgia Bowman	DEL	134
Ashley Davies	OTV	72



Individual Standings - Sub Gauge

Ryker McDonald	TWC	234
Max Debuck	TWC	131



Individual Standings - Junior

Ryker McDonald	TWC	234
Carson Lamonte	TWC	196
Max Debuck	TWC	131
Ashley Davies	OTV	72



Individual Standings - Veterans

Scott Wing	FSQ	339
David McDonald	DEL	329
Dale Leeson	LSC	324
Paul Robbins	FSQ	287
Larry Sokolowski	FSQ	266



2025-2026 CanAm

Highest Shooting Average*

Todd Hayward	LSC	.895
Mike Vecchio	TWC	.890
Bob Lukings	DEL	.888
Jake Lozon	LSC	.885
Andrew Martin	LSC	.883
John Emin	DEL	.878
Tony Filice	LCA	.878
Cody Dunlop	TWC	.873
Dennis Farver	FSQ	.865
Kirby Bowman	DEL	.860
Brian Sapezinskis	OTV	.860
Mike Oakley	FSQ	.860
Ben Leyva	TWC	.857
Paul Giles	TWC	.850
Scott Wing	FSQ	.848

Most Ran Stations

Todd Hayward	LSC	28
Mike Vecchio	TWC	26
Tony Filice	LCA	25
Jake Lozon	LSC	24
Kirby Bowman	DEL	24
Bob Lukings	DEL	23
Dennis Farver	FSQ	23
Devon Babula	TWC	23
Andrew Martin	LSC	22
Scott Wing	FSQ	21
Jimi Dunlop	TWC	21
Cody Dunlop	TWC	20
Bruce Harrison	DEL	20
Ben Leyva	TWC	19
John Emin	DEL	19

Most Consecutively Ran Stations**

Ben Leyva	TWC	6
Mike Oakley	FSQ	6
Todd Hayward	LSC	5
Bob Lukings	DEL	4
Paul Giles	TWC	4
Cody Dunlop	TWC	4
Bruce Harrison	DEL	4
Kirby Bowman	DEL	4
Mike Vecchio	TWC	4
Rick Szucsko	OTV	4
David McDonald	DEL	4
Tom Bowman	DEL	4
Devon Babula	TWC	4
Taylor Babula	TWC	4
Jimi Dunlop	TWC	4

Most 1 Loss Stations

Jay Brueggeman	FSQ	24
John Emin	DEL	23
Paul Giles	TWC	22
Cody Dunlop	TWC	21
Brian Moeller	FSQ	20
Camden Anderson	TWC	20
Cody Wilson	OTV	20
Bob Lukings	DEL	19
Jake Lozon	LSC	18
Dennis Farver	FSQ	17
Scott Wing	FSQ	17
Cole Houle	TWC	17
Laurie Cook	OTV	17
Tex Wilson	OTV	17
Dan Walsh	TWC	17

Most 2 Loss Stations

Sergio Capote	DEL	20
Dale Leeson	LSC	17
Ryan Bremmers	OTV	17
Brandon Stevens	TWC	16
Tom Cowan	OTV	16
Rob Timmermans	DEL	16
Laurie Cook	OTV	15
Larry Sokolowski	FSQ	15
Taylor Babula	TWC	15
Blake Ramsey	TWC	14
Cole Houle	TWC	14
Chris Palmer	LCA	14
Darren Wilhelm	TWC	14
Chase Powers	TWC	14
Josh Mills	TWC	14

Most 2 Hit Stations

Max Debuck	TWC	8
Kalye McDonald	TWC	6
Jim O'sullivan	OTV	6
Carson Lamonte	TWC	5
Brad Riddell	OTV	5
Ryker McDonald	TWC	4
Kyle Ellis	TWC	4
Brandon Stevens	TWC	3
Cole Houle	TWC	3
Larry Sokolowski	FSQ	3
Camden Anderson	TWC	3
Cristian Stangherlin	OTV	3
Tom Cowan	OTV	2
Ryan Bremmers	OTV	2
Georgia Bowman	DEL	2

Most 1 Hit Stations

Carson Lamonte	TWC	5
Max Debuck	TWC	3
Larry Sokolowski	FSQ	2
Ryker McDonald	TWC	2
Devon Babula	TWC	2
Burt Powers	TWC	2
Tom Cowan	OTV	1
Paul Robbins	FSQ	1
Ryan Bremmers	OTV	1
Larry Lozon	TWC	1
Steve Zavitz	LSC	1
Kalye McDonald	TWC	1
Nick Vurajic	DEL	1
Eric Anderson	TWC	1
Tex Wilson	OTV	1

Most Improved Shooters*** +/-

Larry Sokolowski	FSQ	24
Paul Giles	TWC	11
Mike Blashill	FSQ	11
Jennifer Hadley	TWC	10
Dale Leeson	LSC	9
Paul Robbins	FSQ	9
Carson Lamonte	TWC	9
Daryl Smith	OTV	8
Kyle Blashill	FSQ	7
Blake Ramsey	TWC	7
Cooper Bowman	DEL	6
Brandon Stevens	TWC	6
Mike Oakley	FSQ	6
Rob Taggart	DEL	5
Ryker McDonald	TWC	5

* This stat is the shooter's average based on the number of targets for the events the shooter has attended.

** This stat is not entirely accurate. I do not have the ability to know which station each shooter started on. Without that information there is no way to determine precisely how many stations were ran consecutively. That said, this stat is tracked as if everybody started on Station 1 at each shoot. It will continue to accumulate from one shoot to another. For example, if a shooter ran the last two stations on shoot #1 and the first two stations on shoot #2 then dropped a target on shoot #2 station #3 this would count as four consecutively ran stations. *** Explantion for Most Improved Shooter is near the end of this report.

2025-2026 CanAm

Four Square Team Top 6 Scores at Each Shoot and Team Top 15 Stats

Total # of Team Shooters: 10

Team Report



LCA Shoot #1		LSC Shoot #2		TWC Shoot #3		FSQ Shoot #4	
Dennis Farver	92	Mike Oakley	93	Scott Wing	89	Mike Blashill	87
Scott Wing	92	Dennis Farver	84	Dennis Farver	87	Brian Moeller	84
Brian Moeller	92	Mike Blashill	81	Kyle Blashill	83	Dennis Farver	83
Jay Brueggeman	79	Jay Brueggeman	79	Mike Oakley	83	Mike Oakley	82
Kyle Blashill	75	Brian Carrier	79	Brian Moeller	81	Scott Wing	80
Paul Robbins	67	Scott Wing	78	Jay Brueggeman	79	Larry Sokolowski	80
Team Total	497	Team Total	494	Team Total	502	Team Total	496.0
Team Avg.	82.8	Team Avg.	82.3	Team Avg.	83.7	Team Avg.	82.7

DEL Shoot #5

OTV Shoot #6

Team Top 6

Total Shooters at Each Event

Dennis Farver	346	LCA	7
Scott Wing	339	LSC	9
Brian Moeller	329	TWC	9
Jay Brueggeman	316	FSQ	10
Paul Robbins	287	DEL	
Larry Sokolowski	266	OTV	

Team Total
Team Avg.

Team Total
Team Avg.

Team Top 15 Shooter Stats		Ran	1 Loss	2 Loss	0-Hit	Consecutively	Top 4 HS	League
Shooter Name	League Score / Avg	Sta. / Avg	Sta. / Avg	Sta. / Avg	Sta. / Avg	Ran Sta. / Avg	Sta. /Avg	+/-
Dennis Farver	346 .865	23 .426	17 .315	7 .130	0 .000	3 .056	1 .019	-5
Scott Wing	339 .848	21 .389	17 .315	8 .148	0 .000	2 .037	6 .111	-8
Brian Moeller	329 .823	15 .278	20 .370	10 .185	0 .000	3 .056	2 .037	-4
Jay Brueggeman	316 .790	10 .185	24 .444	8 .148	0 .000	2 .037	2 .037	4
Paul Robbins	287 .718	12 .222	9 .167	12 .222	0 .000	2 .037	0 .000	9
Larry Sokolowski	266 .665	5 .093	13 .241	15 .278	0 .000	1 .019	1 .019	24
Mike Oakley	258 .645	15 .278	16 .000	6 .111	0 .000	6 .111	3 .056	6
Mike Blashill	241 .603	12 .222	11 .000	9 .167	0 .000	2 .037	0 .000	11
Kyle Blashill	236 .590	7 .130	16 .296	10 .185	0 .000	1 .019	0 .000	7
Brian Carrier	156 .390	10 .185	4 .000	6 .111	0 .000	3 .056	1 .019	1

2025-2026 CanAm

Twin Creek Team Top 6 Scores at Each Shoot and Team Top 15 Stats

Total # of Team Shooters: 35

Team Report



LCA Shoot #1		LSC Shoot #2		TWC Shoot #3		FSQ Shoot #4	
Mike Vecchio	93	Cody Dunlop	91	Devon Babula	95	Paul Giles	90
Ben Leyva	92	Mike Vecchio	89	Cody Dunlop	89	Mike Vecchio	89
Camden Anderson	92	Paul Giles	86	Dan Walsh	87	Jimi Dunlop	88
Cody Dunlop	91	Ben Leyva	85	Blake Ramsey	86	Taylor Babula	84
Paul List	91	Darren Wilhelm	84	Mike Vecchio	85	Blake Ramsey	81
Jimi Dunlop	91	Jimi Dunlop	81	Cameron Ostrander	85	Wade Bebuck	81
Team Total	550	Team Total	516	Team Total	527	Team Total	513.0
Team Avg.	91.7	Team Avg.	86.0	Team Avg.	87.8	Team Avg.	85.5

DEL Shoot #5		OTV Shoot #6		Team Top 6		Total Shooters at Each Event	
				Mike Vecchio	356	LCA	30
				Cody Dunlop	349	LSC	33
				Paul Giles	340	TWC	32
				Devon Babula	339	FSQ	25
				Jimi Dunlop	339	DEL	
				Taylor Babula	336	OTV	
Team Total		Team Total					
Team Avg.		Team Avg.					

Team Top 15 Shooter Stats		Ran		1 Loss		2 Loss		0-Hit		Consecutively		Top 4 HS		League
Shooter Name	League Score / Avg	Sta. / Avg	Sta. / Avg	Sta. / Avg	Sta. / Avg	Sta. / Avg	Sta. / Avg	Sta. / Avg	Sta. / Avg	Sta. / Avg	Sta. / Avg	Sta. / Avg	Sta. / Avg	+/-
Mike Vecchio	356 .890	26 .481	14 .259	12 .222	0 .000	4 .074	4 .074	0	0	4 .074	4 .074	4 .074	4 .074	0
Cody Dunlop	349 .873	20 .370	21 .389	9 .167	0 .000	4 .074	3 .056	0	0	4 .074	3 .056	3 .056	3 .056	-9
Paul Giles	340 .850	17 .315	22 .407	9 .167	0 .000	4 .074	2 .037	0	0	4 .074	2 .037	2 .037	2 .037	11
Devon Babula	339 .848	23 .426	16 .296	7 .130	0 .000	4 .074	3 .056	0	0	4 .074	3 .056	3 .056	3 .056	-4
Jimi Dunlop	339 .848	21 .389	15 .278	10 .185	0 .000	4 .074	2 .037	0	0	4 .074	2 .037	2 .037	2 .037	1
Taylor Babula	336 .840	19 .352	13 .241	15 .278	0 .000	4 .074	2 .037	0	0	4 .074	2 .037	2 .037	2 .037	-2
Darren Wilhelm	325 .813	16 .296	13 .241	14 .259	0 .000	2 .037	2 .037	0	0	2 .037	2 .037	2 .037	2 .037	2
Blake Ramsey	322 .805	18 .333	10 .185	14 .259	0 .000	2 .037	1 .019	0	0	2 .037	1 .019	1 .019	1 .019	7
Cameron Ostrander	319 .798	15 .278	15 .278	12 .222	0 .000	4 .074	2 .037	0	0	4 .074	2 .037	2 .037	2 .037	-4
Wade Bebuck	318 .795	14 .259	15 .278	13 .241	0 .000	2 .037	3 .056	0	0	2 .037	3 .056	3 .056	3 .056	4
Camden Anderson	315 .788	12 .222	20 .370	11 .204	0 .000	2 .037	1 .019	0	0	2 .037	1 .019	1 .019	1 .019	-10
Jamie Dunlop	309 .773	14 .259	13 .241	7 .130	0 .000	4 .074	1 .019	0	0	4 .074	1 .019	1 .019	1 .019	-7
Eric Anderson	303 .758	12 .222	16 .296	8 .148	0 .000	2 .037	1 .019	0	0	2 .037	1 .019	1 .019	1 .019	-1
Josh Mills	297 .743	10 .185	13 .241	14 .259	0 .000	2 .037	3 .056	0	0	2 .037	3 .056	3 .056	3 .056	4
Burt Powers	293 .733	9 .167	14 .259	12 .222	0 .000	3 .056	0 .000	0	0	3 .056	0 .000	0 .000	0 .000	-4

2025-2026 CanAm

LSC Team Top 6 Scores at Each Shoot and Team Top 15 Stats

Total # of Team Shooters: 8

Team Report



LCA Shoot #1		LSC Shoot #2		TWC Shoot #3		FSQ Shoot #4	
Andrew Martin	96	Todd Hayward	91	Todd Hayward	91	Andrew Martin	89
Steve Zavitz	90	Jake Lozon	89	Jake Lozon	90	Todd Hayward	87
Jake Lozon	89	Steve Zavitz	86	Dale Leeson	81	Jake Lozon	86
Todd Hayward	89	Dale Leeson	80	Bob Farr	80	Dale Leeson	84
Bob Farr	81	Bob Farr	80	Bob Lozon	73	Steve Zavitz	78
Dale Leeson	79	Andrew Martin	80	Brad Martin	70	Brad Martin	72
Team Total	524	Team Total	506	Team Total	485	Team Total	496
Team Avg.	87.3	Team Avg.	84.3	Team Avg.	80.8	Team Avg.	82.7

DEL Shoot #5

OTV Shoot #6

Team Top 6

Total Shooters at Each Event

Todd Hayward	358	LCA	7
Jake Lozon	354	LSC	8
Dale Leeson	324	TWC	6
Andrew Martin	265	FSQ	6
Steve Zavitz	254	DEL	
Bob Farr	241	OTV	

Team Total
Team Avg.

Team Total
Team Avg.

Team Top 15 Shooter Stats		Ran	1 Loss	2 Loss	0-Hit	Consecutively	Top 4 HS	League
Shooter Name	League Score / Avg	Sta. / Avg	Sta. / Avg	Sta. / Avg	Sta. / Avg	Ran Sta. / Avg	Sta. / Avg	+/-
Todd Hayward	358 .895	28 .519	16 .296	4 .074	0 .000	5 .093	0 .000	2
Jake Lozon	354 .885	24 .444	18 .333	9 .167	0 .000	3 .056	1 .019	1
Dale Leeson	324 .810	14 .259	15 .278	17 .315	0 .000	2 .037	2 .037	9
Andrew Martin	265 .663	22 .407	11 .204	4 .074	0 .000	3 .056	5 .093	-3
Steve Zavitz	254 .635	16 .296	12 .222	8 .148	0 .000	3 .056	2 .037	-8
Bob Farr	241 .603	9 .167	12 .222	10 .185	0 .000	2 .037	0 .000	4
Bob Lozon	226 .565	9 .167	8 .148	9 .167	0 .000	2 .037	0 .000	-1
Brad Martin	211 .528	4 .074	13 .241	7 .130	0 .000	1 .019	0 .000	-4

2025-2026 CanAm

Otter Valley Team Top 6 Scores at Each Shoot and Team Top 15 Stats

Total # of Team Shooters: 16

Team Report



LCA Shoot #1		LSC Shoot #2		TWC Shoot #3		FSQ Shoot #4	
Brian Sapezinskas	91	Laurie Cook	85	Ken Allan	79	Brian Sapezinskas	88
Cody Wilson	90	Cody Wilson	82	Cody Wilson	78	Cody Wilson	84
Rick Szucsko	85	Brian Sapezinskas	79	Tex Wilson	73	Ken Allan	81
Ken Allan	85	Daryl Smith	75	Evan Firby	69	Laurie Cook	75
Ryan Bremmers	85	Rick Szucsko	74	Cristian Stangherlin	67	Ryan Bremmers	73
Cristian Stangherlin	84	Tom Cowan	70	Daryl Smith	67	Cristian Stangherlin	71
Team Total	520	Team Total	465	Team Total	433	Team Total	472
Team Avg.	86.7	Team Avg.	77.5	Team Avg.	72.2	Team Avg.	78.7

DEL Shoot #5	OTV Shoot #6	Team Top 6	Total Shooters at Each Event
		Cody Wilson 334	LCA 16
		Laurie Cook 303	LSC 11
		Cristian Stangherlin 292	TWC 11
		Ryan Bremmers 285	FSQ 11
		Tex Wilson 275	DEL
		Tom Cowan 272	OTV

Team Total
Team Avg.

Team Total
Team Avg.

Team Top 15 Shooter Stats	Ran	1 Loss	2 Loss	0-Hit	Consecutively	Top 4 HS	League
Shooter Name League Score / Avg	Sta. / Avg	Sta. / Avg	Sta. / Avg	Sta. / Avg	Ran Sta. / Avg	Sta. / Avg	+/-
Cody Wilson 334 .835	16 .296	20 .370	11 .204	0 .000	3 .056	2 .037	-2
Laurie Cook 303 .758	10 .185	17 .315	15 .278	0 .000	2 .037	0 .000	-1
Cristian Stangherlin 292 .730	12 .222	11 .204	12 .222	0 .000	3 .056	1 .019	-9
Ryan Bremmers 285 .713	6 .111	13 .241	17 .315	0 .000	1 .019	1 .019	-8
Tex Wilson 275 .688	4 .074	17 .315	11 .204	0 .000	1 .019	1 .019	-2
Tom Cowan 272 .680	7 .130	7 .130	16 .296	0 .000	1 .019	0 .000	-5
Brian Sapezinskas 258 .645	18 .333	11 .204	7 .130	0 .000	4 .074	4 .074	1
Brad Riddell 257 .643	4 .074	6 .111	13 .241	0 .000	1 .019	0 .000	-6
Ken Allan 245 .613	12 .222	10 .185	13 .241	0 .000	2 .037	1 .019	0
Jim O'sullivan 233 .583	3 .056	10 .185	6 .111	1 .019	1 .019	0 .000	-10
Evan Firby 214 .535	3 .056	12 .222	12 .222	0 .000	1 .019	0 .000	-5
Daryl Smith 206 .515	5 .093	6 .111	10 .185	0 .000	2 .037	0 .000	8
Rick Szucsko 159 .398	9 .167	5 .093	5 .093	0 .000	4 .074	1 .019	-5
Shawn Davies 78 .195	1 .019	7 .130	1 .019	0 .000	1 .019	0 .000	0
Jeff Older 75 .188	1 .019	3 .056	6 .111	0 .000	1 .019	0 .000	0

2025-2026 CanAm

LCA Team Top 6 Scores at Each Shoot and Team Top 15 Stats

Total # of Team Shooters: 7

Team Report



LCA Shoot #1		LSC Shoot #2		TWC Shoot #3		FSQ Shoot #4	
Tony Filice	93	Tony Filice	83	Tony Filice	86	Tony Filice	89
Dee McDonald	85	Chris Palmer	78	Dee McDonald	75	Neil Foster	76
Chris Palmer	83	Neil Foster	77	Chris Palmer	74		
Rick Bissonnette	78	Rick Bissonnette	76	Tom Trenouth	74		
Ernie Roberts	78	Dee McDonald	74	Rick Bissonnette	72		
Tom Trenouth	78	Ernie Roberts	74	Neil Foster	72		
Team Total	495	Team Total	462	Team Total	453	Team Total	165
Team Avg.	82.5	Team Avg.	77.0	Team Avg.	75.5	Team Avg.	27.5

DEL Shoot #5	OTV Shoot #6	Team Top 6	Total Shooters at Each Event
		Tony Filice 351	LCA 6
		Chris Palmer 235	LSC 7
		Dee McDonald 234	TWC 7
		Rick Bissonnette 226	FSQ 2
		Neil Foster 225	DEL
		Ernie Roberts 222	OTV

Team Total
Team Avg.

Team Top 15 Shooter Stats	Ran	1 Loss	2 Loss	0-Hit	Consecutively	Top 4 HS	League
Shooter Name	League Score / Avg	Sta. / Avg	Sta. / Avg	Sta. / Avg	Ran Sta. / Avg	Sta. /Avg	+/-
Tony Filice	351 .878	25 .463	15 .278	9 .167	4 .074	4 .074	0
Chris Palmer	235 .588	7 .130	10 .185	14 .259	2 .037	0 .000	-4
Dee McDonald	234 .585	11 .204	8 .148	9 .167	3 .056	1 .019	-5
Rick Bissonnette	226 .565	4 .074	16 .296	6 .111	2 .037	1 .019	-1
Neil Foster	225 .563	7 .130	11 .204	10 .185	3 .056	0 .000	0
Ernie Roberts	222 .555	9 .167	8 .148	6 .111	2 .037	0 .000	-3
Tom Trenouth	215 .538	7 .130	10 .185	4 .074	2 .037	0 .000	1

2025-2026 CanAm

Delaware Team Top 6 Scores at Each Shoot and Team Top 15 Stats

Total # of Team Shooters: 16

Team Report



LCA Shoot #1		LSC Shoot #2		TWC Shoot #3		FSQ Shoot #4	
Bob Lukings	95	David McDonald	89	Bob Lukings	89	Bob Lukings	86
Kirby Bowman	92	John Emin	88	John Emin	85	Bruce Harrison	86
John Emin	92	Tom Bowman	87	Bruce Harrison	84	Kirby Bowman	86
Bruce Harrison	91	Kirby Bowman	86	Sergio Capote	82	John Emin	86
David McDonald	86	Bob Lukings	85	Kirby Bowman	80	David McDonald	74
Maurice Skinner	84	Bruce Harrison	76	David McDonald	80	Sergio Capote	73
Team Total	540	Team Total	511	Team Total	500	Team Total	491
Team Avg.	90.0	Team Avg.	85.2	Team Avg.	83.3	Team Avg.	81.8

DEL Shoot #5	OTV Shoot #6	Team Top 6	Total Shooters at Each Event
		Bob Lukings 355	LCA 15
		John Emin 351	LSC 14
		Kirby Bowman 344	TWC 12
		Bruce Harrison 337	FSQ 10
		David McDonald 329	DEL
		Sergio Capote 306	OTV

Team Total	Team Total
Team Avg.	Team Avg.

Team Top 15 Shooter Stats	Ran	1 Loss	2 Loss	0-Hit	Consecutively	Top 4 HS	League	
Shooter Name	League Score / Avg	Sta. / Avg	Sta. / Avg	Sta. / Avg	Ran Sta. / Avg	Sta. /Avg	+/-	
Bob Lukings	355 .888	23 .426	19 .352	10 .185	0 .000	4 .074	4 .074	-5
John Emin	351 .878	19 .352	23 .426	10 .185	0 .000	3 .056	4 .074	-2
Kirby Bowman	344 .860	24 .444	16 .296	8 .148	0 .000	4 .074	1 .019	-2
Bruce Harrison	337 .843	20 .370	16 .296	12 .222	0 .000	4 .074	5 .093	-1
David McDonald	329 .823	19 .352	15 .278	7 .130	0 .000	4 .074	2 .037	-8
Sergio Capote	306 .765	9 .167	15 .278	20 .370	0 .000	2 .037	2 .037	-3
Rob Timmermans	295 .738	9 .167	13 .241	16 .296	0 .000	2 .037	1 .019	-7
Nick Vurajic	285 .713	9 .167	14 .259	8 .148	0 .000	2 .037	0 .000	3
Tom Bowman	241 .603	10 .185	9 .167	13 .241	0 .000	4 .074	1 .019	-1
Garry Vanhoucke	221 .553	5 .093	10 .185	12 .222	0 .000	2 .037	1 .019	-1
Rob Taggart	220 .550	7 .130	10 .185	9 .167	1 .019	3 .056	0 .000	5
Cooper Bowman	197 .493	2 .037	6 .111	9 .167	0 .000	1 .019	0 .000	6
Maurice Skinner	156 .390	7 .130	6 .111	10 .185	0 .000	2 .037	2 .037	-8
Ted Noble	148 .370	3 .056	10 .185	4 .074	0 .000	2 .037	0 .000	-1
Georgia Bowman	134 .335	2 .037	6 .111	4 .074	0 .000	1 .019	0 .000	-2

2025-2026 CanAm

League Total Raw Scores - No Handicap for HOA

Event Scores

Class Handicap League Scores (Lowest Score Removed)

League Total Raw Scores - No Handicap for HOA				Event Scores						Class Handicap League Scores (Lowest Score Removed)				
	Shooter Name	Club	Score	Sht 1	Sht 2	Sht 3	Sht 4	Sht 5	Sht 6		Shooter Name	Club	Score	
<i>HOA</i>	1 Todd Hayward	LSC	358	89	91	91	87			A Class	1 Cody Dunlop	TWC	271	
	2 Mike Vecchio	TWC	356	-2	93	89	85	89			2 Mike Vecchio	TWC	271	0
	3 Bob Lukings	DEL	355	-3	95	85	89	86			3 Bob Lukings	DEL	270	-1
	4 Jake Lozon	LSC	354	-4	89	89	90	86			4 Jake Lozon	LSC	268	-3
	5 John Emin	DEL	351	-7	92	88	85	86			5 Tony Filice	LCA	268	-3
	6 Tony Filice	LCA	351	-7	93	83	86	89			6 John Emin	DEL	266	-5
	7 Cody Dunlop	TWC	349	-9	91	91	89	78			7 Andrew Martin	LSC	265	-6
	8 Dennis Farver	FSQ	346	-12	92	84	87	83			8 Devon Babula	TWC	265	-6
	9 Kirby Bowman	DEL	344	-14	92	86	80	86			9 Kirby Bowman	DEL	264	-7
	10 Paul Giles	TWC	340	-18	83	86	81	90			10 Dennis Farver	FSQ	263	-8
	11 Scott Wing	FSQ	339	-19	92	78	89	80			11 Bruce Harrison	DEL	261	-10
	12 Devon Babula	TWC	339	-19	89	74	95	81			12 Scott Wing	FSQ	261	-10
	13 Jimi Dunlop	TWC	339	-19	91	81	79	88			13 Jimi Dunlop	TWC	260	-11
	14 Bruce Harrison	DEL	337	-21	91	76	84	86			14 Paul Giles	TWC	259	-12
	15 Taylor Babula	TWC	336	-22	90	80	82	84			15 Brian Sapezinskas	OTV	258	-13
	16 Cody Wilson	OTV	334	-24	90	82	78	84		16 Mike Oakley	FSQ	258	-13	
	17 Brian Moeller	FSQ	329	-29	92	72	81	84		17 Ben Leyva	TWC	257	-14	
	18 David McDonald	DEL	329	-29	86	89	80	74		18 Brian Moeller	FSQ	257	-14	
	19 Darren Wilhelm	TWC	325	-33	82	84	79	80		19 Taylor Babula	TWC	256	-15	
	20 Dale Leeson	LSC	324	-34	79	80	81	84		20 Cody Wilson	OTV	256	-15	
	21 Blake Ramsey	TWC	322	-36	78	77	86	81		21 David McDonald	DEL	255	-16	
	22 Cameron Ostrander	TWC	319	-39	86	70	85	78		22 Steve Zavitz	LSC	254	-17	
	23 Wade Bebuck	TWC	318	-40	81	77	79	81		B Class	23 Camden Anderson	TWC	251	-20
	24 Jay Brueggeman	FSQ	316	-42	79	79	79	79			24 Cameron Ostrander	TWC	249	-22
	25 Camden Anderson	TWC	315	-43	92	64	81	78			25 Darren Wilhelm	TWC	246	-25
	26 Jamie Dunlop	TWC	309	-49	85	72	78	74			26 Blake Ramsey	TWC	245	-26
	27 Sergio Capote	DEL	306	-52	80	71	82	73			27 Ken Allan	OTV	245	-26
	28 Laurie Cook	OTV	303	-55	80	85	63	75			28 Dale Leeson	LSC	245	-26
	29 Eric Anderson	TWC	303	-55	76	78	78	71			29 Paul List	TWC	242	-29
	30 Josh Mills	TWC	297	-61	76	70	75	76			30 Dan Walsh	TWC	242	-29
	31 Rob Timmermans	DEL	295	-63	82	74	68	71			31 Tom Bowman	DEL	241	-30
	32 Burt Powers	TWC	293	-65	74	76	77	66			32 Bob Farr	LSC	241	-30
	33 Cole Houle	TWC	292	-66	76	69	74	73			33 Wade Bebuck	TWC	241	-30
	34 Cristian Stangherlin	OTV	292	-66	84	70	67	71			34 Mike Blashill	FSQ	241	-30

2025-2026 CanAm

League Total Raw Scores cont.

Shooter Name	Club	Score	Sht 1	Sht 2	Sht 3	Sht 4	Sht 5	Sht 6
35 Paul Robbins	FSQ	287	-71	67	72	76	72	
36 Chase Powers	TWC	286	-72	75	67	72	72	
37 Ryan Bremmers	OTV	285	-73	85	64	63	73	
38 Nick Vurajic	DEL	285	-73	73	71	69	72	
39 Brandon Stevens	TWC	282	-76	71	63	75	73	
40 Tex Wilson	OTV	275	-83	70	68	73	64	
41 Tom Cowan	OTV	272	-86	75	70	61	66	
42 Larry Sokolowski	FSQ	266	-92	60	55	71	80	
43 Andrew Martin	LSC	265	-93	96	80	0	89	
44 Kyle Ellis	TWC	262	-96	65	66	65	66	
45 Brian Sapezinskas	OTV	258	-100	91	79	0	88	
46 Mike Oakley	FSQ	258	-100	0	93	83	82	
47 Ben Leyva	TWC	257	-101	92	85	0	80	
48 Brad Riddell	OTV	257	-101	70	66	61	60	
49 Steve Zavitz	LSC	254	-104	90	86	0	78	
50 Ken Allan	OTV	245	-113	85	0	79	81	
51 Paul List	TWC	242	-116	91	77	74	0	
52 Dan Walsh	TWC	242	-116	0	77	87	78	
53 Tom Bowman	DEL	241	-117	80	87	74	0	
54 Bob Farr	LSC	241	-117	81	80	80	0	
55 Mike Blashill	FSQ	241	-117	0	81	73	87	
56 Paul Leboeuf	TWC	240	-118	81	80	79	0	
57 Kalye McDonald	TWC	238	-120	68	60	47	63	
58 Kyle Blashill	FSQ	236	-122	75	0	83	78	
59 Chris Palmer	LCA	235	-123	83	78	74	0	
60 Ryker McDonald	TWC	234	-124	57	51	68	58	
61 Dee McDonald	LCA	234	-124	85	74	75	0	
62 Clinton Ostrander	TWC	234	-124	82	74	78	0	
63 Jim O'sullivan	OTV	233	-125	68	57	54	54	
64 Rick Bissonnette	LCA	226	-132	78	76	72	0	
65 Bob Lozon	LSC	226	-132	79	74	73	0	
66 Neil Foster	LCA	225	-133	0	77	72	76	
67 Ernie Roberts	LCA	222	-136	78	74	70	0	
68 Garry Vanhoucke	DEL	221	-137	76	74	0	71	

Handicap League Scores (Lowest Score Removed)

Shooter Name	Club	Score	
35 Laurie Cook	OTV	240	-31
36 Paul Leboeuf	TWC	240	-31
37 Jay Brueggeman	FSQ	237	-34
38 Jamie Dunlop	TWC	237	-34
39 Kyle Blashill	FSQ	236	-35
40 Chris Palmer	LCA	235	-36
41 Sergio Capote	DEL	235	-36
42 Dee McDonald	LCA	234	-37
43 Clinton Ostrander	TWC	234	-37
44 Eric Anderson	TWC	232	-39
45 Rob Timmermans	DEL	227	-44
46 Burt Powers	TWC	227	-44
47 Josh Mills	TWC	227	-44
48 Rick Bissonnette	LCA	226	-45
49 Bob Lozon	LSC	226	-45
50 Cristian Stangherlin	OTV	225	-46
51 Neil Foster	LCA	225	-46
52 Cole Houle	TWC	223	-48
53 Ryan Bremmers	OTV	222	-49
54 Ernie Roberts	LCA	222	-49
55 Garry Vanhoucke	DEL	221	-50
56 Paul Robbins	FSQ	220	-51
57 Rob Taggart	DEL	220	-51
58 Brandon Stevens	TWC	219	-52
59 Chase Powers	TWC	219	-52
60 Nick Vurajic	DEL	216	-55
61 Tom Trenouth	LCA	215	-56
62 Evan Firby	OTV	214	-57
63 Tom Cowan	OTV	211	-60
64 Larry Sokolowski	FSQ	211	-60
65 Tex Wilson	OTV	211	-60
66 Brad Martin	LSC	211	-60
67 Jennifer Hadley	TWC	210	-61
68 Daryl Smith	OTV	206	-65

C Class

D Class

2025-2026 CanAm

League Total Raw Scores cont.

Shooter Name	Club	Score	Event Scores						
			Sht 1	Sht 2	Sht 3	Sht 4	Sht 5	Sht 6	
69 Rob Taggart	DEL	220	-138	78	64	78	0		
70 Tom Trenouth	LCA	215	-143	78	63	74	0		
71 Evan Firby	OTV	214	-144	77	0	69	68		
72 Brad Martin	LSC	211	-147	0	69	70	72		
73 Jennifer Hadley	TWC	210	-148	68	69	73	0		
74 Daryl Smith	OTV	206	-152	64	75	67	0		
75 Larry Lozon	TWC	200	-158	71	65	64	0		
76 Cooper Bowman	DEL	197	-161	66	64	67	0		
77 Carson Lamonte	TWC	196	-162	47	46	51	52		
78 Rick Szucsko	OTV	159	-199	85	74	0	0		
79 Maurice Skinner	DEL	156	-202	84	0	0	72		
80 Brian Carrier	FSQ	156	-202	0	79	0	77		
81 Ted Noble	DEL	148	-210	0	74	74	0		
82 Joe Dubuque	TWC	135	-223	0	61	74	0		
83 Georgia Bowman	DEL	134	-224	71	63	0	0		
84 Max Debuck	TWC	131	-227	0	30	50	51		
85 Peter Hadley	TWC	128	-230	0	62	66	0		
86 Miles Jackman	TWC	123	-235	0	64	59	0		
87 Paul Veeke	DEL	83	-275	83	0	0	0		
88 Rob Patch	TWC	80	-278	80	0	0	0		
89 Shawn Davies	OTV	78	-280	78	0	0	0		
90 Brady Lewis	TWC	78	-280	78	0	0	0		
91 Jeff Older	OTV	75	-283	75	0	0	0		
92 Ashley Davies	OTV	72	-286	72	0	0	0		

Handicap League Scores (Lowest Score Removed)

Shooter Name	Club	Score	
69 Larry Lozon	TWC	200	-71
70 Cooper Bowman	DEL	197	-74
71 Kyle Ellis	TWC	197	-74
72 Brad Riddell	OTV	197	-74
73 Kalye McDonald	TWC	191	-80
74 Ryker McDonald	TWC	183	-88
75 Jim O'sullivan	OTV	179	-92
76 Rick Szucsko	OTV	159	-112
77 Maurice Skinner	DEL	156	-115
78 Brian Carrier	FSQ	156	-115
79 Carson Lamonte	TWC	150	-121
80 Ted Noble	DEL	148	-123
81 Joe Dubuque	TWC	135	-136
82 Georgia Bowman	DEL	134	-137
83 Max Debuck	TWC	131	-140
84 Peter Hadley	TWC	128	-143
85 Miles Jackman	TWC	123	-148
86 Paul Veeke	DEL	83	-188
87 Rob Patch	TWC	80	-191
88 Shawn Davies	OTV	78	-193
89 Brady Lewis	TWC	78	-193
90 Jeff Older	OTV	75	-196
91 Ashley Davies	OTV	72	-199

2025-2026 CanAm

How would you determine which station was the "Hardest" at a shoot? I guess it would be easy to just look at the station average. Is that really the way? What about how many times people ran a station? I think it's a combination of both the lowest station average and the number of times the was station ran. For example, if the lowest station average was a .532, and the number of people who ran the station was, 17 the station rating would be 17.532. If the next lowest station average .562 and only 1 person that station, the station rating would be 1.562. To me that would be the "Hardest" station at that shoot. If you disagree, I'll ask again, how would you determine which station was the "Hardest" at a given shoot?



Shoot #1	LCA												
Station	Sta 1	Sta 2	Sta 3	Sta 4	Sta 5	Sta 6	Sta 7	Sta 8	Sta 9	Sta 10	Sta 11	Sta 12	Sta 13
Targets	8	8	8	8	8	8	8	8	6	8	8	6	8
Station Avg	.782	.821	.833	.770	.832	.745	.835	.759	.796	.856	.816	.858	.742
# of times ran	18	27	30	16	27	20	25	15	24	33	22	40	10

Shoot Report

Ran Stations				Consecutively Ran Stations				1 Loss Stations			
Shooter	Club	Stations	Avg	Shooter	Club	Stations	Avg	Shooter	Club	Stations	Avg
Bob Lukings	DEL	9	.692	Ben Leyva	TWC	6	.462	Jay Brueggeman	FSQ	8	.615
Kirby Bowman	DEL	9	.692	Bob Lukings	DEL	4	.308	Rick Bissonnette	LCA	7	.538
Mike Vecchio	TWC	9	.692	Cody Dunlop	TWC	4	.308	Shawn Davies	OTV	7	.538
Andrew Martin	LSC	9	.692	Bruce Harrison	DEL	4	.308	Paul Giles	TWC	6	.462

2 Loss Stations				0 Hit Stations			Top 4 Hard Stations			Top 4 Easy Stations			
Shooter	Club	Stations	Avg	Shooter	Club	Stations	Avg	Station	Targets	Rate	Station	Targets	Rate
Jeff Older	OTV	6	.462	Ryker McDonald	TWC	1	.077	Sta.13	8	10.742	Sta.10	8	33.856
Burt Powers	TWC	6	.462	Bob Lukings	DEL	0	.000	Sta.8	8	15.759	Sta.3	8	30.833
Kyle Ellis	TWC	6	.462	Dennis Farver	FSQ	0	.000	Sta.4	8	16.770	Sta.5	8	27.832
Cole Houle	TWC	5	.385	Jake Lozon	LSC	0	.000	Sta.1	8	18.782	Sta.2	8	27.821

TWC		DEL		LSC	
Mike Vecchio	93	Bob Lukings	95	Andrew Martin	96
Ben Leyva	92	Kirby Bowman	92	Steve Zavitz	90
Camden Anderson	92 AVG	John Emin	92 AVG	Jake Lozon	89 AVG
Cody Dunlop	91 91.7	Bruce Harrison	91 90.0	Todd Hayward	89 87.3
Paul List	91 Score	David McDonald	86 Score	Bob Farr	81 Score
Jimi Dunlop	91 550	Maurice Skinner	84 540	Dale Leeson	79 524

OTV		FSQ		LCA	
Brian Sapezinkas	91	Dennis Farver	92	Tony Filice	93
Cody Wilson	90	Scott Wing	92	Dee McDonald	85
Rick Szucsko	85 AVG	Brian Moeller	92 AVG	Chris Palmer	83 AVG
Ken Allan	85 86.7	Jay Brueggeman	79 82.8	Rick Bissonnette	78 82.5
Ryan Bremmers	85 Score	Kyle Blashill	75 Score	Ernie Roberts	78 Score
Cristian Stangherlin	84 520	Paul Robbins	67 497	Tom Trenouth	78 495

2025-2026 CanAm

Shoot #2	LSC												
Station	Sta 1	Sta 2	Sta 3	Sta 4	Sta 5	Sta 6	Sta 7	Sta 8	Sta 9	Sta 10	Sta 11	Sta 12	Sta 13
Targets	8	8	8	8	8	8	8	6	8	8	8	6	8
Station Avg	.709	.727	.822	.671	.814	.739	1.000	.803	.602	.716	.598	.555	.819
# of times ran	8	7	31	6	25	15	82	30	3	8	5	3	25



Shoot Report

Ran Stations				Consecutively Ran Stations				1 Loss Stations			
Shooter	Club	Stations	Avg	Shooter	Club	Stations	Avg	Shooter	Club	Stations	Avg
Mike Oakley	FSQ	9	.692	Mike Oakley	FSQ	6	.462	Kirby Bowman	DEL	6	.462
Cody Dunlop	TWC	7	.538	Cody Dunlop	TWC	4	.308	John Emin	DEL	6	.462
Todd Hayward	LSC	7	.538	David McDonald	DEL	4	.308	Neil Foster	LCA	6	.462
Jake Lozon	LSC	6	.462	Tom Bowman	DEL	4	.308	Ted Noble	DEL	6	.462

2 Loss Stations				0 Hit Stations			Top 4 Hard Stations			Top 4 Easy Stations			
Shooter	Club	Stations	Avg	Shooter	Club	Stations	Avg	Station	Targets	Rate	Station	Targets	Rate
Bob Farr	LSC	6	.462	Max Debuck	TWC	5	.385	Sta.12	6	3.555	Sta.7	8	83.000
Bruce Harrison	DEL	5	.385	Rob Taggart	DEL	1	.077	Sta.9	8	3.602	Sta.3	8	31.822
Chris Palmer	LCA	5	.385	Bob Lukings	DEL	0	.000	Sta.11	8	5.598	Sta.8	6	30.803
Sergio Capote	DEL	5	.385	Dennis Farver	FSQ	0	.000	Sta.4	8	6.671	Sta.5	8	25.814

TWC

Cody Dunlop	91
Mike Vecchio	89
Paul Giles	86
Ben Leyva	85
Darren Wilhelm	84
Jimi Dunlop	81
AVG	86.0
Team Score	516

DEL

David McDonald	89
John Emin	88
Tom Bowman	87
Kirby Bowman	86
Bob Lukings	85
Bruce Harrison	76
AVG	85.2
Team Score	511

LSC

Todd Hayward	91
Jake Lozon	89
Steve Zavitz	86
Dale Leeson	80
Bob Farr	80
Andrew Martin	80
AVG	84.3
Team Score	506

FSQ

Mike Oakley	93
Dennis Farver	84
Mike Blashill	81
Jay Brueggeman	79
Brian Carrier	79
Scott Wing	78
AVG	82.3
Team Score	494

OTV

Laurie Cook	85
Cody Wilson	82
Brian Sapezinkas	79
Daryl Smith	75
Rick Szucsko	74
Tom Cowan	70
AVG	77.5
Team Score	465

LCA

Tony Filice	83
Chris Palmer	78
Neil Foster	77
Rick Bissonnette	76
Dee McDonald	74
Ernie Roberts	74
AVG	77.0
Team Score	462

2025-2026 CanAm

Shoot #3	TWC												
Station	Sta 1	Sta 2	Sta 3	Sta 4	Sta 5	Sta 6	Sta 7	Sta 8	Sta 9	Sta 10	Sta 11	Sta 12	Sta 13
Targets	8	6	8	8	6	8	8	8	8	8	8	8	8
Station Avg	.703	.753	.766	.778	.827	.791	.677	.815	.849	.742	.675	.643	.760
# of times ran	3	15	18	15	30	18	1	26	28	7	4	1	15



Shoot Report

Ran Stations				Consecutively Ran Stations				1 Loss Stations			
Shooter	Club	Stations	Avg	Shooter	Club	Stations	Avg	Shooter	Club	Stations	Avg
Devon Babula	TWC	8	.615	Todd Hayward	LSC	5	.385	Mike Oakley	FSQ	10	.769
Todd Hayward	LSC	8	.615	Devon Babula	TWC	4	.308	Scott Wing	FSQ	8	.615
Dennis Farver	FSQ	7	.538	Tony Filice	LCA	4	.308	Eric Anderson	TWC	8	.615
Jake Lozon	LSC	7	.538	Dennis Farver	FSQ	3	.231	Kyle Blashill	FSQ	7	.538

2 Loss Stations				0 Hit Stations			Top 4 Hard Stations			Top 4 Easy Stations			
Shooter	Club	Stations	Avg	Shooter	Club	Stations	Avg	Station	Targets	Rate	Station	Targets	Rate
Tom Bowman	DEL	8	.615	Jim O'sullivan	OTV	1	.077	Sta.12	8	1.643	Sta.5	6	30.827
Dale Leeson	LSC	6	.462	Bob Lukings	DEL	0	.000	Sta.7	8	1.677	Sta.9	8	28.849
Taylor Babula	TWC	6	.462	Dennis Farver	FSQ	0	.000	Sta.1	8	3.703	Sta.8	8	26.815
Tony Filice	LCA	6	.462	Jake Lozon	LSC	0	.000	Sta.11	8	4.675	Sta.6	8	18.791

TWC		FSQ		DEL	
Devon Babula	95	Scott Wing	89	Bob Lukings	89
Cody Dunlop	89	Dennis Farver	87	John Emin	85
Dan Walsh	87	Kyle Blashill	83	Bruce Harrison	84
Blake Ramsey	86	Mike Oakley	83	Sergio Capote	82
Mike Vecchio	85	Brian Moeller	81	Kirby Bowman	80
Cameron Ostrander	85	Jay Brueggeman	79	David McDonald	80
AVG 87.8		AVG 83.7		AVG 83.3	
Team Score 527		Team Score 502		Team Score 500	

LSC		LCA		OTV	
Todd Hayward	91	Tony Filice	86	Ken Allan	79
Jake Lozon	90	Dee McDonald	75	Cody Wilson	78
Dale Leeson	81	Chris Palmer	74	Tex Wilson	73
Bob Farr	80	Tom Trenouth	74	Evan Firby	69
Bob Lozon	73	Rick Bissonnette	72	Cristian Stangherlin	67
Brad Martin	70	Neil Foster	72	Daryl Smith	67
AVG 80.8		AVG 75.5		AVG 72.2	
Team Score 485		Team Score 453		Team Score 433	

2025-2026 CanAm



FSQ

Station	Sta 1	Sta 2	Sta 3	Sta 4	Sta 5	Sta 6	Sta 7	Sta 8	Sta 9	Sta 10	Sta 11	Sta 12	Sta 13	Sta 14	Sta 15
Targets	6	8	6	6	6	8	6	6	8	6	8	6	8	6	6
Station Avg	.885	.688	.719	.833	.828	.701	.771	.716	.623	.685	.770	.768	.867	.768	.883
# of times ran	33	4	10	17	27	4	14	12	3	11	10	14	25	16	35

Shoot Report

Ran Stations				Consecutively Ran Stations				1 Loss Stations			
Shooter	Club	Stations	Avg	Shooter	Club	Stations	Avg	Shooter	Club	Stations	Avg
Andrew Martin	LSC	9	.600	Paul Giles	TWC	4	.267	Brian Moeller	FSQ	8	.533
Tony Filice	LCA	8	.533	Jimi Dunlop	TWC	4	.267	Larry Sokolowski	FSQ	8	.533
Paul Giles	TWC	7	.467	Ben Leyva	TWC	3	.200	Ryan Bremmers	OTV	8	.533
Bruce Harrison	DEL	7	.467	Mike Vecchio	TWC	3	.200	Jake Lozon	LSC	7	.467

2 Loss Stations				0 Hit Stations			Top 4 Hard Stations			Top 4 Easy Stations			
Shooter	Club	Stations	Avg	Shooter	Club	Stations	Avg	Station	Targets	Rate	Station	Targets	Rate
Ken Allan	OTV	7	.467	Ryker McDonald	TWC	1	.067	Sta.9	8	3.623	Sta.1	6	33.885
Sergio Capote	DEL	7	.467	Bob Lukings	DEL	0	.000	Sta.2	8	4.688	Sta.5	6	27.828
Cody Dunlop	TWC	6	.400	Dennis Farver	FSQ	0	.000	Sta.6	8	4.701	Sta.4	6	17.833
Larry Sokolowski	FSQ	6	.400	Jake Lozon	LSC	0	.000	Sta.3	6	10.719	Sta.7	6	14.771

TWC

Paul Giles	90
Mike Vecchio	89
Jimi Dunlop	88
Taylor Babula	84
Blake Ramsey	81
Wade Bebus	81

AVG **85.5**

Team Score **513**

FSQ

Mike Blashill	87
Brian Moeller	84
Dennis Farver	83
Mike Oakley	82
Scott Wing	80
Larry Sokolowski	80

AVG **82.7**

Team Score **496**

LSC

Andrew Martin	89
Todd Hayward	87
Jake Lozon	86
Dale Leeson	84
Steve Zavitz	78
Brad Martin	72

AVG **82.7**

Team Score **496**

DEL

Bob Lukings	86
Bruce Harrison	86
Kirby Bowman	86
John Emin	86
David McDonald	74
Sergio Capote	73

AVG **81.8**

Team Score **491**

OTV

Brian Sapezinskas	88
Cody Wilson	84
Ken Allan	81
Laurie Cook	75
Ryan Bremmers	73
Cristian Stangherlin	71

AVG **78.7**

Team Score **472**

LCA

Tony Filice	89
Neil Foster	76
	0
	0
	0
	0

AVG **27.5**

Team Score **165**

2025-2026 CanAm

48 Attended All Events

Name	Club	Score
1 Todd Hayward	LSC	358
2 Mike Vecchio	TWC	356
3 Bob Lukings	DEL	355
4 Jake Lozon	LSC	354
5 John Emin	DEL	351
6 Tony Filice	LCA	351
7 Cody Dunlop	TWC	349
8 Dennis Farver	FSQ	346
9 Kirby Bowman	DEL	344
10 Paul Giles	TWC	340
11 Scott Wing	FSQ	339
12 Devon Babula	TWC	339
13 Jimi Dunlop	TWC	339
14 Bruce Harrison	DEL	337
15 Taylor Babula	TWC	336
16 Cody Wilson	OTV	334
17 Brian Moeller	FSQ	329
18 David McDonald	DEL	329
19 Darren Wilhelm	TWC	325
20 Dale Leeson	LSC	324
21 Blake Ramsey	TWC	322
22 Cameron Ostrander	TWC	319
23 Wade Bebuck	TWC	318
24 Jay Brueggeman	FSQ	316
25 Camden Anderson	TWC	315
26 Jamie Dunlop	TWC	309
27 Sergio Capote	DEL	306
28 Laurie Cook	OTV	303
29 Eric Anderson	TWC	303
30 Josh Mills	TWC	297
31 Rob Timmermans	DEL	295
32 Burt Powers	TWC	293
33 Cole Houle	TWC	292
34 Cristian Stangherlin	OTV	292
35 Paul Robbins	FSQ	287

44 Missed 1 or More Events

Name	Club	Score
1 Andrew Martin	LSC	265
2 Brian Sapezinkas	OTV	258
3 Mike Oakley	FSQ	258
4 Ben Leyva	TWC	257
5 Steve Zavitz	LSC	254
6 Ken Allan	OTV	245
7 Paul List	TWC	242
8 Dan Walsh	TWC	242
9 Tom Bowman	DEL	241
10 Bob Farr	LSC	241
11 Mike Blashill	FSQ	241
12 Paul Leboeuf	TWC	240
13 Kyle Blashill	FSQ	236
14 Chris Palmer	LCA	235
15 Dee McDonald	LCA	234
16 Clinton Ostrander	TWC	234
17 Rick Bissonnette	LCA	226
18 Bob Lozon	LSC	226
19 Neil Foster	LCA	225
20 Ernie Roberts	LCA	222
21 Garry Vanhoucke	DEL	221
22 Rob Taggart	DEL	220
23 Tom Trenouth	LCA	215
24 Evan Firby	OTV	214
25 Brad Martin	LSC	211
26 Jennifer Hadley	TWC	210
27 Daryl Smith	OTV	206
28 Larry Lozon	TWC	200
29 Cooper Bowman	DEL	197
30 Rick Szucsko	OTV	159
31 Maurice Skinner	DEL	156
32 Brian Carrier	FSQ	156
33 Ted Noble	DEL	148
34 Joe Dubuque	TWC	135
35 Georgia Bowman	DEL	134

2025-2026 CanAm

48 Attended All Events cont.

Name	Club	Score
36 Chase Powers	TWC	286
37 Ryan Bremmers	OTV	285
38 Nick Vurajic	DEL	285
39 Brandon Stevens	TWC	282
40 Tex Wilson	OTV	275
41 Tom Cowan	OTV	272
42 Larry Sokolowski	FSQ	266
43 Kyle Ellis	TWC	262
44 Brad Riddell	OTV	257
45 Kalye McDonald	TWC	238
46 Ryker McDonald	TWC	234
47 Jim O'sullivan	OTV	233
48 Carson Lamonte	TWC	196
49 0	0	0
50 0	0	0
51 0	0	0
52 0	0	0
53 0	0	0
54 0	0	0
55 0	0	0
56 0	0	0
57 0	0	0
58 0	0	0
59 0	0	0
60 0	0	0
61 0	0	0
62 0	0	0
63 0	0	0
64 0	0	0
65 0	0	0
66 0	0	0
67 0	0	0
68 0	0	0
69 0	0	0
70 0	0	0

44 Missed 1 or More Events cont.

Name	Club	Score
36 Max Debuck	TWC	131
37 Peter Hadley	TWC	128
38 Miles Jackman	TWC	123
39 Paul Veeke	DEL	83
40 Rob Patch	TWC	80
41 Shawn Davies	OTV	78
42 Brady Lewis	TWC	78
43 Jeff Older	OTV	75
44 Ashley Davies	OTV	72
45 0	0	0
46 0	0	0
47 0	0	0
48 0	0	0
49 0	0	0
50 0	0	0
51 0	0	0
52 0	0	0
53 0	0	0
54 0	0	0
55 0	0	0
56 0	0	0
57 0	0	0
58 0	0	0
59 0	0	0
60 0	0	0
61 0	0	0
62 0	0	0
63 0	0	0
64 0	0	0
65 0	0	0
66 0	0	0
67 0	0	0
68 0	0	0
69 0	0	0
70 0	0	0

2025-2026 CanAm

The shoot rating from hardest to easiest is determined by the average score of the top 20 shooters at each event. Also, as previously stated in this report the Station Rating is a combination of how many times a station was ran plus the average number of hits on the station at the given shoot.

Shoot Rating from Hardest to Easiest

How the Station Rate is determined

#of times ran	1.000
Station Avg	+ 0.562
Station Rating	1.562

Four Square	85.950	15	0	3	8	2	2	0	0
Twin Creek	86.000	13	0	5	5	2	1	0	0
Lambton Sportsman	86.250	13	0	7	1	2	2	0	1
Lambton Conservation	91.750	13	0	0	4	6	2	1	0

	Avg of Top 20 Event Scores	# of stations at this shoot	Station Rate less than 1	Station Rate less than 10	Station Rate between 10 and 20	Station Rate between 20 and 30	Station Rate between 30 and 40	Station Rate greater than 50
Four Square	85.950	15	0	3	8	2	2	0
Twin Creek	86.000	13	0	5	5	2	1	0
Lambton Sportsman	86.250	13	0	7	1	2	2	0
Lambton Conservation	91.750	13	0	0	4	6	2	1



CanAm League Stations

Rated Hardest to Easiest

Club	Station	Rating	Club	Station	Rating	Club	Station	Rating			
1	TWC	Sta. 12	1.643	23	LSC	Sta. 6	15.739	45	TWC	Sta. 9	28.849
2	TWC	Sta. 7	1.677	24	TWC	Sta. 2	15.753	46	LSC	Sta. 8	30.803
3	LSC	Sta. 12	3.555	25	LCA	Sta. 8	15.759	47	TWC	Sta. 5	30.827
4	LSC	Sta. 9	3.602	26	TWC	Sta. 13	15.760	48	LCA	Sta. 3	30.833
5	FSQ	Sta. 9	3.623	27	TWC	Sta. 4	15.778	49	LSC	Sta. 3	31.822
6	TWC	Sta. 1	3.703	28	FSQ	Sta. 14	16.768	50	LCA	Sta. 10	33.856
7	TWC	Sta. 11	4.675	29	LCA	Sta. 4	16.770	51	FSQ	Sta. 1	33.885
8	FSQ	Sta. 2	4.688	30	FSQ	Sta. 4	17.833	52	FSQ	Sta. 15	35.883
9	FSQ	Sta. 6	4.701	31	TWC	Sta. 3	18.766	53	LCA	Sta. 12	40.858
10	LSC	Sta. 11	5.598	32	LCA	Sta. 1	18.782	54	LSC	Sta. 7	83.000
11	LSC	Sta. 4	6.671	33	TWC	Sta. 6	18.791				
12	LSC	Sta. 2	7.727	34	LCA	Sta. 6	20.745				
13	TWC	Sta. 10	7.742	35	LCA	Sta. 11	22.816				
14	LSC	Sta. 1	8.709	36	LCA	Sta. 9	24.796				
15	LSC	Sta. 10	8.716	37	LSC	Sta. 5	25.814				
16	FSQ	Sta. 3	10.719	38	LSC	Sta. 13	25.819				
17	LCA	Sta. 13	10.742	39	LCA	Sta. 7	25.835				
18	FSQ	Sta. 11	10.770	40	FSQ	Sta. 13	25.867				
19	FSQ	Sta. 10	11.685	41	TWC	Sta. 8	26.815				
20	FSQ	Sta. 8	12.716	42	LCA	Sta. 2	27.821				
21	FSQ	Sta. 12	14.768	43	FSQ	Sta. 5	27.828				
22	FSQ	Sta. 7	14.771	44	LCA	Sta. 5	27.832				

3 MAN SQUAD CHALLENGE

STARS



DIVISION

	Squad Member 1	Squad Member 2	Squad Member 3	Score	Ran Sta	1LossSta	Top 4 HS	Shtr +/-
Squad 2	Dennis Farver	Todd Hayward	Bruce Harrison	1041	71	49	6	-4
Squad 3	Bob Lukings	Jake Lozon	David McDonald	1038	66	52	7	-12

3 MAN SQUAD CHALLENGE

LEAFS



DIVISION

	Squad Member 1	Squad Member 2	Squad Member 3	Score	Ran Sta	1LossSta	Top 4 HS	Shtr +/-
Squad 5	Cody Dunlop	Jimi Dunlop	Jamie Dunlop	997	55	49	6	-15
Squad 1	Ben Leyva	Paul Giles	Darren Wilhelm	922	52	45	7	5
Squad 7	Cody Wilson	Cristian Stangherlin	Tex Wilson	901	32	48	4	-13

3 MAN SQUAD CHALLENGE

BARS



DIVISION

	Squad Member 1	Squad Member 2	Squad Member 3	Score	Ran Sta	1LossSta	Top 4 HS	Shtr +/-
Squad 4	Dale Leeson	Steve Zavitz	Bob Lozon	804	39	35	4	0
Squad 6	Scott Wing	Mike Oakley	Brian Carrier	753	46	37	10	-2

2025-2026 CanAm

League Shooters who are available (unsquadded) for 3 Man Squad Challenge

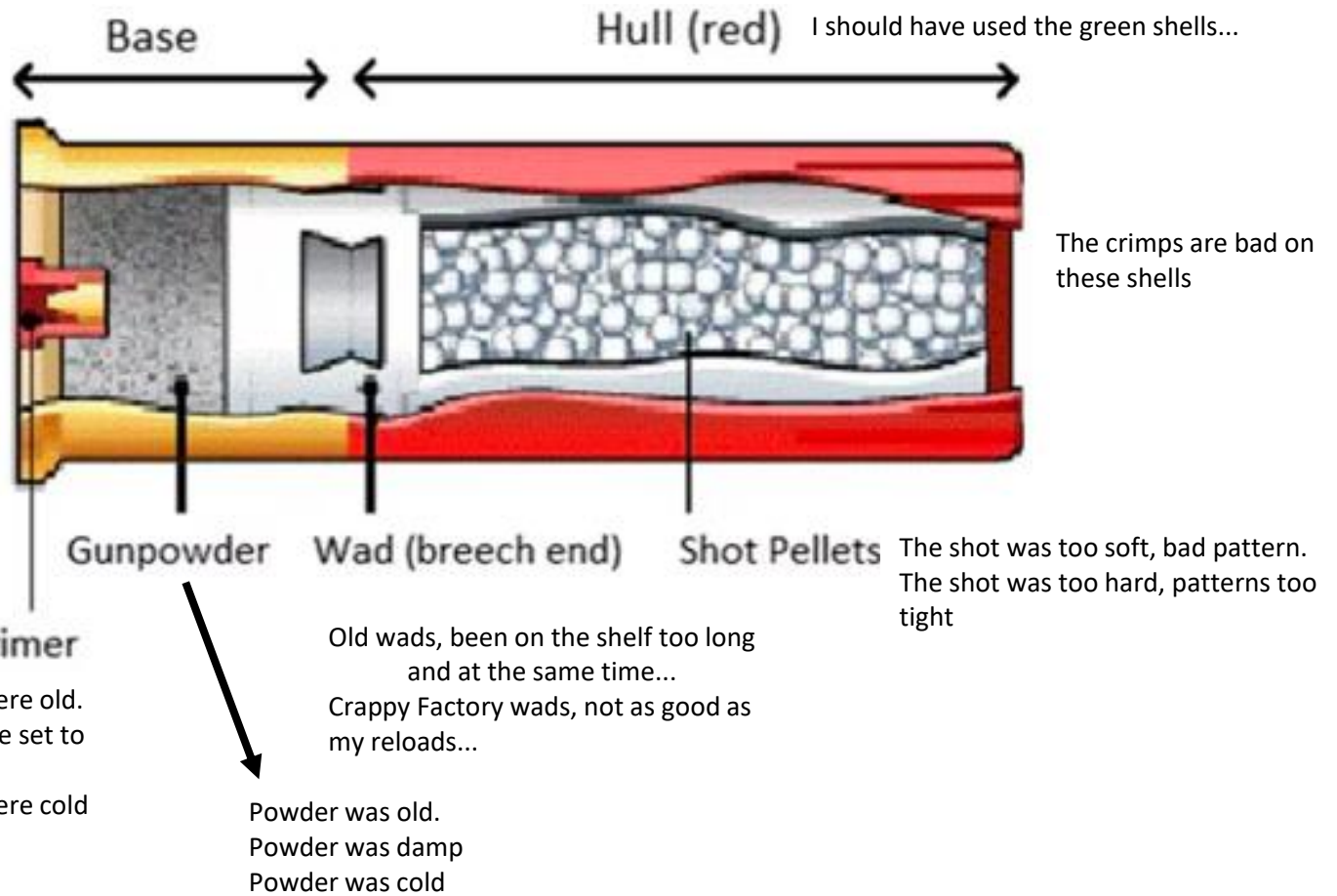
1	37 Jeff Older	73	109
2	38 Shawn Davies	74 Tom Trenouth	110
3	39 Ashley Davies	75 Daryl Smith	111
4	40 Ryker McDonald	76 Evan Firby	112
5	41 Kalye McDonald	77 Brad Riddell	113
6 Kyle Blashill	42 Rob Timmermans	78 Brian Sapezinskas	114
7	43 Rob Patch	79 Jim O'sullivan	115
8	44 Dee McDonald	80 Paul Leboeuf	116
9 Kirby Bowman	45 Andrew Martin	81 Jennifer Hadley	117
10 Mike Vecchio	46	82 Peter Hadley	118
11	47 Wade Bebuck	83	119
12 John Emin	48 Nick Vurajic	84	120
13 Brandon Stevens	49 Sergio Capote	85 Neil Foster	121
14 Blake Ramsey	50 Devon Babula	86 Max Debuck	122
15 Brian Moeller	51 Burt Powers	87 Ted Noble	123
16 Jay Brueggeman	52 Chase Powers	88 Mike Blashill	124
17 Cole Houle	53 Brady Lewis	89 Dan Walsh	125
18 Rick Szucsko	54	90 Brad Martin	
19 Laurie Cook	55 Rob Taggart	91 Miles Jackman	
20 Ken Allan	56 Paul List	92 Joe Dubuque	
21 Tom Cowan	57 Eric Anderson	93	
22 Larry Sokolowski	58 Camden Anderson	94	
23	59 Taylor Babula	95	
24 Paul Robbins	60	96	
25 Ryan Bremmers	61	97	
26 Chris Palmer	62	98	
27 Larry Lozon	63 Ernie Roberts	99	
28	64	100	
29	65 Tony Filice	101	
30 Garry Vanhoucke	66	102	
31 Tom Bowman	67 Kyle Ellis	103	
32 Georgia Bowman	68 Josh Mills	104	
33 Cooper Bowman	69 Cameron Ostrander	105	
34 Bob Farr	70 Clinton Ostrander	106	
35 Maurice Skinner	71 Carson Lamonte	107	
36 Rick Bissonnette	72 Paul Veeke	108	

End of the Report? Not quite, this year the report will end with

Reasons For Missed Targets

Shotgun Shell Anatomy

I normally shoot high brass, I normally shoot low brass. This brass ain't even brass... These shells did not get sized right.



Reasons For Missed Targets

Shooter A:

I think I was over that one
I think I was below that one

Shooter B:

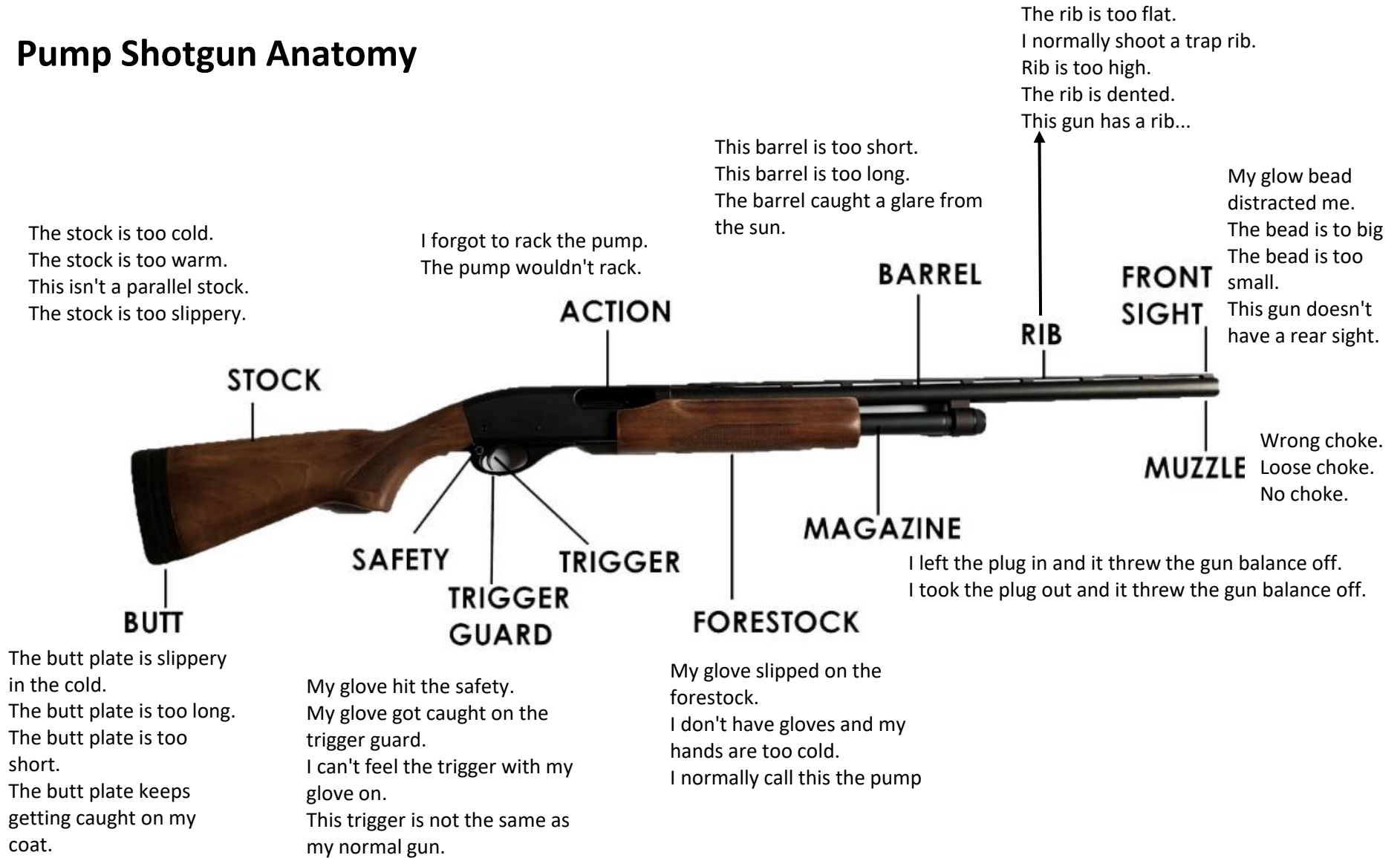
Nah.. You were below it
Nah.. You were over it

Shooter C:

You were OVERNEATH!

Reasons For Missed Targets

Pump Shotgun Anatomy



See, this is why I shoot a Semi-Auto. There is too much to think about with a pump shotgun....

Reasons For Missed Targets

Semi-Auto Shotgun Anatomy



See, this is why I shoot an Over/Under. There is too much to think about on autos and pumps....

Reasons For Missed Targets

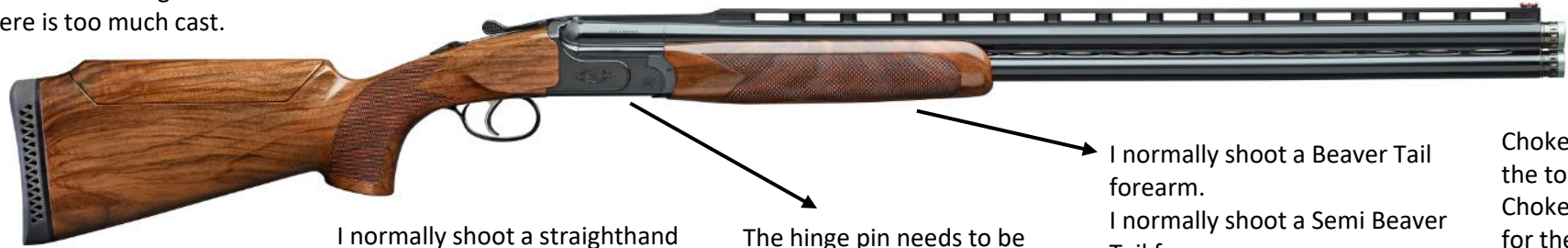
Semi-Auto Shotgun Anatomy

The stock is not adjustable.
 The stock is out of adjustment.
 This is a parallel stock.
 The wood just isn't nice enough.
 The wood is too nice for shooting.
 The wood is too shiny
 The wood needs to be refinished.
 There's not enough cast.
 There is too much cast.

I had the wrong barrel selected.
 I loaded the wrong barrel first.
 The tang was in my sight plain.
 The safety resets itself.
 The safety doesn't reset itself.
 I didn't position my shells when I loaded them.

I normally shoot a flat rib.
 I normally shoot a mid rib.
 I normally shoot a high rib.
 The mid bead is loose.
 The mid bead is too small.
 The mid bead is too big.
 The mid bead is missing.

My glow bead distracted me.
 The bead is too big
 The bead is too small.
 This gun doesn't have a bead
 The mid bead didn't line up good with the front bead.



The butt plate is slippery in the cold.
 The butt plate is too long.
 The butt plate is too short.
 The butt plate keeps getting caught on my coat.
 The length of pull is off.
 Too much pitch.
 Not enough pitch.
 The balance weight is too heavy.
 The balance weight is too light.
 This gun doesn't have a balance weight...

I normally shoot a straighthand grip.
 I normally shoot a pistol grip.
 I normally shoot a woodward grip.
 I normally shoot a Prince of Wales grip.
 I normally shoot a Semi-pistol grip (round knob/pommel)
 The palm swell is too big.
 The palm swell is too small.
 The checkering is too sharp.
 The checkering is too dull
 The trigger pull has fallen out of adjustment.
 The trigger feels sloppy.
 The trigger guard is too big
 The trigger guard is too small.

The hinge pin needs to be greased.
 The gun doesn't balance at the hinge pin.
 The hinge opens too fast.
 The hinge opens too slow.
 This receiver is blued.
 This receiver has a nickel finish.
 This receiver is too shiny.
 This receiver is matte.
 The ejectors aren't working right.
 This gun doesn't have ejectors.

I normally shoot a Beaver Tail forearm.
 I normally shoot a Semi Beaver Tail forearm.
 I normally shoot a Schnabel forearm.
 I prefer the Splinter forearm.
 The balance weights are rattling around.
 The balance weights are too heavy.
 The balance weights are too light.
 This gun doesn't have balance weights.
 Wood doesn't match the stock.
 Wood is loose.
 Forearm release is loose.

Choke too tight in the top barrel.
 Choke too open for the top barrel
 One choke too loose.
 Both chokes too loose.
 Chokes too heavy, the gun doesn't stop swinging.
 Chokes too light, gun swings too fast.
 Wrong choke combo.
 Wrong brand of chokes.

I simply didn't spend enough money on my over/under

Did I "miss" any reasons gang? You be sure and let me know if I did!

2025-2026 CanAm

The Weather

It was too cloudy

It was too sunny

The wind is blowing the targets around too much
The wind is blowing my shot around
The wind is blowing the shot and the targets around too much
There is no wind its messing me up

That target did not stop when my gun did

I was looking at the bead

You slow pulled me

I didn't call for the target

I wasn't ready when I called pull

The clouds moved and the sun came out it changed the lighting

It's too cold for this crap!

My foot slipped because the stand is icy
Can't move my fingers

Its too warm for shooting

2025-2026 CanAm



WELCOME CANAM SHOOTERS



Shooter	Club	Score	Shooter	Club	Score	Shooter	Club	Score	Shooter	Club	Score	Shooter	Club	Score
1 Travis McLeod	0	95	26 Devon Babula	TWC	81	51 Paul Robbins	FSQ	72	76			101		
2 Paul Giles	TWC	90	27 Ben Leyva	TWC	80	52 Maurice Skinner	DEL	72	77			102		
3 Mike Vecchio	TWC	89	28 Scott Wing	FSQ	80	53 Nick Vurajic	DEL	72	78			103		
4 Andrew Martin	LSC	89	29 Larry Sokolowski	FSQ	80	54 Chase Powers	TWC	72	79			104		
5 Tony Filice	LCA	89	30 Darren Wilhelm	TWC	80	55 Brad Martin	LSC	72	80			105		
6 Jimi Dunlop	TWC	88	31 Jay Brueggeman	FSQ	79	56 Garry Vanhoucke	DEL	71	81			106		
7 Brian Sapezinskis	OTV	88	32 Jerry Saleens	0	79	57 Rob Timmermans	DEL	71	82			107		
8 Todd Hayward	LSC	87	33 Kyle Blashill	FSQ	78	58 Eric Anderson	TWC	71	83			108		
9 Mike Blashill	FSQ	87	34 Cody Dunlop	TWC	78	59 Cristian Stangherlin	OTV	71	84			109		
10 Bob Lukings	DEL	86	35 Steve Zavitz	LSC	78	60 Evan Firby	OTV	68	85			110		
11 Jake Lozon	LSC	86	36 Camden Anderson	TWC	78	61 Jim Spiroff	0	68	86			111		
12 Bruce Harrison	DEL	86	37 Cameron Ostrander	TWC	78	62 Tom Cowan	OTV	66	87			112		
13 Kirby Bowman	DEL	86	38 Dan Walsh	TWC	78	63 Burt Powers	TWC	66	88			113		
14 John Emin	DEL	86	39 Makayla Blashill	0	78	64 Kyle Ellis	TWC	66	89			114		
15 Rob Genaw	0	86	40 Brian Carrier	FSQ	77	65 Tex Wilson	OTV	64	90			115		
16 Bill Long	0	86	41 Josh Mills	TWC	76	66 Kalye McDonald	TWC	63	91			116		
17 Brian Moeller	FSQ	84	42 Neil Foster	LCA	76	67 Brad Riddell	OTV	60	92			117		
18 Dale Leeson	LSC	84	43 Laurie Cook	OTV	75	68 Ryker McDonald	TWC	58	93			118		
19 Taylor Babula	TWC	84	44 David McDonald	DEL	74	69 Joel Bowerman	0	56	94			119		
20 Cody Wilson	OTV	84	45 Jamie Dunlop	TWC	74	70 Jim O'sullivan	OTV	54	95			120		
21 Dennis Farver	FSQ	83	46 Ty Stone	0	74	71 Carson Lamonte	TWC	52	96			121		
22 Mike Oakley	FSQ	82	47 Brandon Stevens	TWC	73	72 Max Debuck	TWC	51	97			122		
23 Blake Ramsey	TWC	81	48 Cole Houle	TWC	73	73			98			123		
24 Ken Allan	OTV	81	49 Ryan Bremmers	OTV	73	74			99			124		
25 Wade Bebuck	TWC	81	50 Sergio Capote	DEL	73	75			100			125		

These scores are from everyone who turned in a scorecard at the Twin Creek Event. Non league shooters are listed here but not in the official results.